



Customer Service  
PO Box 11813  
Harrisburg, PA 17108-1813

## SAN BERNARDINO COUNTY

## ACCOUNT STATEMENT

For the Month Ending  
**March 31, 2023**

### Client Management Team

**Kenneth Schiebel, CFA**  
Managing Director  
213 Market Street  
Harrisburg, PA 17101-2141  
717-232-2723  
schiebelk@pfmam.com

**Danny A. Nelson**  
Director  
800 Nicollet Mall, 4th Floor  
Minneapolis, MN 55402  
612-371-3747  
nelsond@pfmam.com

### Contents

Cover/Disclosures  
Summary Statement  
Individual Accounts

### Accounts included in Statement

76990800 SAN BERNARDINO COUNTY

SAN BERNARDINO COUNTY  
PARTH BHATT  
268 WEST HOSPITALITY LANE  
FIRST FLOOR  
SAN BERNARDINO, CA 92415-0360

**Online Access** <https://www.pfmam.com> **Customer Service** 1-717-232-2723

## Important Disclosures

### Important Disclosures

This statement is for general information purposes only and is not intended to provide specific advice or recommendations. PFM Asset Management LLC ("PFMAM") is an investment adviser registered with the U.S. Securities and Exchange Commission and a subsidiary of U.S. Bancorp Asset Management, Inc. ("USBAM"). USBAM is a subsidiary of U.S. Bank National Association ("U.S. Bank"). U.S. Bank is a separate entity and subsidiary of U.S. Bancorp. U.S. Bank is not responsible for and does not guarantee the products, services or performance of PFMAM. PFMAM maintains a written disclosure statement of our background and business experience. If you would like to receive a copy of our current disclosure statement, please contact Service Operations at the address below.

**Proxy Voting** PFMAM does not normally receive proxies to vote on behalf of its clients. However, it does on occasion receive consent requests. In the event a consent request is received the portfolio manager contacts the client and then proceeds according to their instructions. PFMAM's Proxy Voting Policy is available upon request by contacting Service Operations at the address below.

**Questions About an Account** PFMAM's monthly statement is intended to detail our investment advisory activity as well as the activity of any accounts held by clients in pools that are managed by PFMAM. The custodian bank maintains the control of assets and executes (i.e., settles) all investment transactions. The custodian statement is the official record of security and cash holdings and transactions. PFMAM recognizes that clients may use these reports to facilitate record keeping and that the custodian bank statement and the PFMAM statement should be reconciled and differences resolved. Many custodians use a settlement date basis which may result in the need to reconcile due to a timing difference.

**Account Control** PFMAM does not have the authority to withdraw funds from or deposit funds to the custodian outside the scope of services provided by PFMAM. Our clients retain responsibility for their internal accounting policies; implementing and enforcing internal controls and generating ledger entries or otherwise recording transactions.

**Market Value** Generally, PFMAM's market prices are derived from closing bid prices as of the last business day of the month as supplied by Refinitiv or Bloomberg. For certain short-term investments or where prices are not available from generally recognized sources the securities are priced using a yield-based matrix system to arrive at an estimated market value. Prices that fall between data points are interpolated.

Non-negotiable FDIC-insured bank certificates of deposit are priced at par. Although PFMAM believes the prices to be reliable, the values of the securities may not represent the prices at which the securities could have been bought or sold. Explanation of the valuation methods for a registered investment company or local government investment program is contained in the appropriate fund offering documentation or information statement.

**Amortized Cost** The original cost of the principal of the security is adjusted for the amount of the periodic reduction of any discount or premium from the purchase date until the date of the report. Discount or premium with respect to short term securities (those with less than one year to maturity at time of issuance) is amortized on a straightline basis. Such discount or premium with respect to longer term securities is amortized using the constant yield basis.

**Tax Reporting** Cost data and realized gains / losses are provided for informational purposes only. Please review for accuracy and consult your tax advisor to determine the tax consequences of your security transactions. PFMAM does not report such information to the IRS or other taxing authorities and is not responsible for the accuracy of such information that may be required to be reported to federal, state or other taxing authorities.

**Financial Situation** In order to better serve you, PFMAM should be promptly notified of any material change in your investment objective or financial situation.

**Callable Securities** Securities subject to redemption prior to maturity may be redeemed in whole or in part before maturity, which could affect the yield represented. **Portfolio** The securities in this portfolio, including shares of mutual funds, are not guaranteed or otherwise protected by PFMAM, the FDIC (except for certain non-negotiable certificates of deposit) or any government agency. Investment in securities involves risks, including the possible loss of the amount invested. Actual settlement values, accrued interest, and amortized cost amounts may vary for securities subject to an adjustable interest rate or subject to principal paydowns. Any changes to the values shown may be reflected within the next monthly statement's beginning values.

**Rating** Information provided for ratings is based upon a good faith inquiry of selected sources, but its accuracy and completeness cannot be guaranteed.

Shares of some local government investment programs and TERM funds are marketed through representatives of PFMAM's affiliate, PFM Fund Distributors, Inc. which is registered with the SEC as a broker/dealer and is a member of the Financial Industry Regulatory Authority ("FINRA") and the Municipal Securities Rulemaking Board ("MSRB"). You may reach the FINRA by calling the FINRA Hotline at 1-800-289-9999 or at the FINRA website address <https://www.finra.org/investors/investor-contacts>. A brochure describing the FINRA Regulation Public Disclosure Program is also available from FINRA upon request.

**Key Terms and Definitions** Dividends on local government investment program funds consist of interest earned, plus any discount ratably amortized to the date of maturity, plus all realized gains and losses on the sale of securities prior to maturity, less ratable amortization of any premium and all accrued expenses to the fund. Dividends are accrued daily and may be paid either monthly or quarterly. The monthly earnings on this statement represent the estimated dividend accrued for the month for any program that distributes earnings on a quarterly basis. There is no guarantee that the estimated amount will be paid on the actual distribution date.

**Current Yield** is the net change, exclusive of capital changes and income other than investment income, in the value of a hypothetical fund account with a balance of one share over the seven-day base period including the statement date, expressed as a percentage of the value of one share (normally \$1.00 per share) at the beginning of the seven-day period. This resulting net change in account value is then annualized by multiplying it by

365 and dividing the result by 7. The yields quoted should not be considered a representation of the yield of the fund in the future, since the yield is not fixed. **Average maturity** represents the average maturity of all securities and investments of a portfolio, determined by multiplying the par or principal value of each security or investment by its maturity (days or years), summing the products, and dividing the sum by the total principal value of the portfolio. The stated maturity date of mortgage backed or callable securities are used in this statement. However the actual maturity of these securities could vary depending on the level or prepayments on the underlying mortgages or whether a callable security has or is still able to be called.

**Monthly distribution yield** represents the net change in the value of one share (normally \$1.00 per share) resulting from all dividends declared during the month by a fund expressed as a percentage of the value of one share at the beginning of the month. This resulting net change is then annualized by multiplying it by 365 and dividing it by the number of calendar days in the month.

**YTM at Cost** The yield to maturity at cost is the expected rate of return, based on the original cost, the annual interest receipts, maturity value and the time period from purchase date to maturity, stated as a percentage, on an annualized basis.

**YTM at Market** The yield to maturity at market is the rate of return, based on the current market value, the annual interest receipts, maturity value and the time period remaining until maturity, stated as a percentage, on an annualized basis. **Managed Account** A portfolio of investments managed discretely by PFMAM according to the client's specific investment policy and requirements. The investments are directly owned by the client and held by the client's custodian. **Unsettled Trade** A trade which has been executed however the final consummation of the security transaction and payment has not yet taken place.

Please review the detail pages of this statement carefully. If you think your statement is wrong, missing account information, or if you need more information about a transaction, please contact PFMAM within 60 days of receipt. If you have other concerns or questions regarding your account, or to request an updated copy of PFMAM's current disclosure statement, please contact a member of your client management team at PFMAM Service Operations at the address below.

PFM Asset Management LLC

Attn: Service Operations

213 Market Street

Harrisburg, PA 17101

**NOT FDIC INSURED**

**NO BANK GUARANTEE**

**MAY LOSE VALUE**

**Consolidated Summary Statement**

SAN BERNARDINO COUNTY

**Portfolio Summary**

Portfolio Holdings	Cash Dividends and Income	Closing Market Value
PFMAM Managed Account	19,768,278.91	12,573,355,712.03
Cash Balance	0.00	292,956,835.70
<b>Total</b>	<b>\$19,768,278.91</b>	<b>\$12,866,312,547.73</b>

**Investment Allocation**

Investment Type	Closing Market Value	Percent
Asset-Backed Security	701,236,435.11	5.45
Federal Agency Discount Note	297,244,879.45	2.31
Federal Agency Bond / Note	3,535,471,895.78	27.49
Corporate Note	663,928,962.77	5.16
Certificate of Deposit	473,881,110.73	3.68
Federal Agency Commercial Mortgage-Backed Securities	1,113,152,724.94	8.65
Commercial Paper	961,359,780.75	7.47
Federally Insured Cash Account	25,000,000.00	0.19
Joint Powers Authority	564,000,000.00	4.38
Money Market Mutual Fund	523,000,000.00	4.06
NOW Account	1,000,000.00	0.01
Corporate Note	49,254,170.00	0.38
Repurchase Agreement	99,999,750.00	0.78
Supra-National Agency Bond / Note	245,493,975.00	1.91
U.S. Treasury Bond / Note	3,319,332,027.50	25.80
Cash Balance	292,956,835.70	2.28
<b>Total</b>	<b>\$12,866,312,547.73</b>	<b>100.00%</b>

**Consolidated Summary Statement**

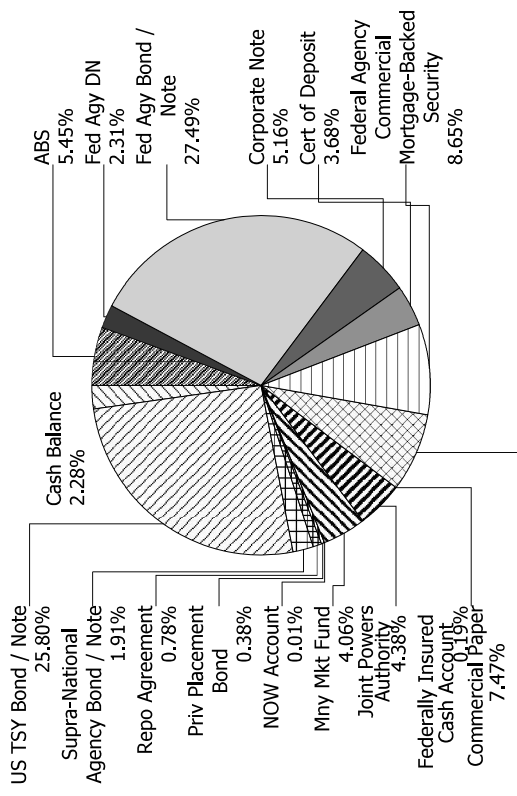
SAN BERNARDINO COUNTY

**Maturity Distribution (Fixed Income Holdings)**

Portfolio Holdings	Closing Market Value	Percent
Under 30 days	1,780,276,768.90	13.85
31 to 60 days	792,287,824.58	6.16
61 to 90 days	450,827,897.00	3.50
91 to 180 days	2,057,625,035.43	15.99
181 days to 1 year	901,759,605.90	7.01
1 to 2 years	3,038,879,938.12	23.62
2 to 3 years	2,268,938,303.60	17.63
3 to 4 years	684,899,000.38	5.32
4 to 5 years	890,818,173.82	6.92
Over 5 years	0.00	0.00
<b>Total</b>	<b>\$12,866,312,547.73</b>	<b>100.00%</b>

**Weighted Average Days to Maturity**      **504**

**Sector Allocation**





## Managed Account Summary Statement

For the Month Ending **March 31, 2023**

SAN BERNARDINO COUNTY - 76990800

### Transaction Summary - Managed Account

<b>Opening Market Value</b>	<b>\$12,178,074,652.40</b>
Maturities/Calls	(2,529,567,607.63)
Principal Dispositions	(759,000,000.00)
Principal Acquisitions	3,577,830,420.51
Unsettled Trades	0.00
Change in Current Value	106,018,246.75
<b>Closing Market Value</b>	<b>\$12,573,355,712.03</b>

### Cash Transactions Summary - Managed Account

Maturities/Calls	2,514,429,152.85
Sale Proceeds	759,000,000.00
Coupon/Interest/Dividend Income	15,487,949.48
Principal Payments	19,567,607.63
Security Purchases	(3,624,912,752.27)
Net Cash Contribution	316,428,042.31
Reconciling Transactions	0.00

### Earnings Reconciliation (Cash Basis) - Managed Account

Interest/Dividends/Coupons Received	19,917,102.33
Less Purchased Interest Related to Interest/Coupons	(87,217.66)
Plus Net Realized Gains/Losses	(61,605.76)
<b>Total Cash Basis Earnings</b>	<b>\$19,768,278.91</b>

### Cash Balance

**Closing Cash Balance** **\$0.00**

### Earnings Reconciliation (Accrual Basis)

	Total
Ending Amortized Value of Securities	12,779,205,969.16
Ending Accrued Interest	48,134,937.37
Plus Proceeds from Sales	759,000,000.00
Plus Proceeds of Maturities/Calls/Principal Payments	2,533,996,760.48
Plus Coupons/Dividends Received	15,487,949.48
Less Cost of New Purchases	(3,577,917,638.17)
Less Beginning Amortized Value of Securities	(12,481,206,146.77)
Less Beginning Accrued Interest	(45,599,024.52)

### Total Accrual Basis Earnings

**\$31,102,807.03**

**Portfolio Summary and Statistics**

For the Month Ending **March 31, 2023**

SAN BERNARDINO COUNTY - 76990800

**Account Summary**

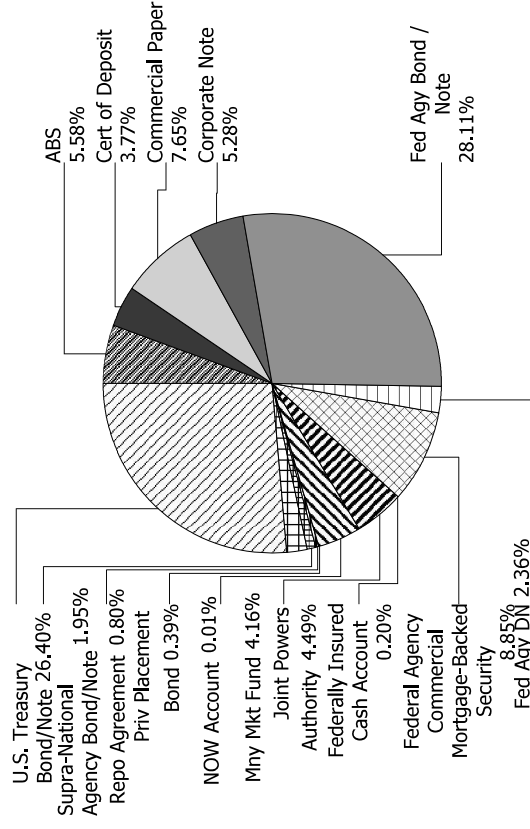
Description	Par Value	Market Value	Percent
U.S. Treasury Bond / Note	3,500,000,000.00	3,319,332,027.50	26.40
Supra-National Agency Bond / Note	248,000,000.00	245,493,975.00	1.95
Repurchase Agreement	100,000,000.00	99,999,750.00	0.80
NOW Account	1,000,000.00	1,000,000.00	0.01
Money Market Mutual Fund	523,000,000.00	523,000,000.00	4.16
Joint Powers Authority	564,000,000.00	564,000,000.00	4.49
Federally Insured Cash Account	25,000,000.00	25,000,000.00	0.20
Federal Agency Discount Note	300,000,000.00	297,244,879.45	2.36
Federal Agency Commercial Mortgage-Backed Security	1,154,795,537.48	1,113,152,724.94	8.85
Federal Agency Bond / Note	3,650,290,000.00	3,535,471,895.78	28.11
Corporate Note	729,957,000.00	713,183,132.77	5.67
Commercial Paper	973,750,000.00	961,359,780.75	7.65
Certificate of Deposit	475,000,000.00	473,881,110.73	3.77
Asset-Backed Security	707,261,001.81	701,236,435.11	5.58
<b>Managed Account Sub-Total</b>	<b>12,952,053,539.29</b>	<b>12,573,355,712.03</b>	<b>100.00%</b>
Accrued Interest		48,134,937.37	
<b>Total Portfolio</b>	<b>12,952,053,539.29</b>	<b>12,621,490,649.40</b>	

**Unsettled Trades**

**0.00**

**0.00**

**Sector Allocation**

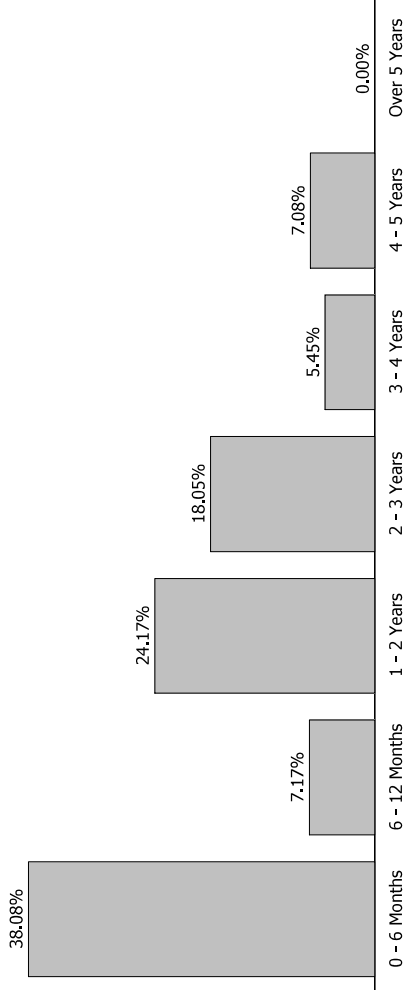


**Portfolio Summary and Statistics**

For the Month Ending **March 31, 2023**

SAN BERNARDINO COUNTY - 76990800

**Maturity Distribution**



**Characteristics**

Yield to Maturity at Cost	3.12%
Yield to Maturity at Market	4.54%
Weighted Average Days to Maturity	516

**Managed Account Issuer Summary**

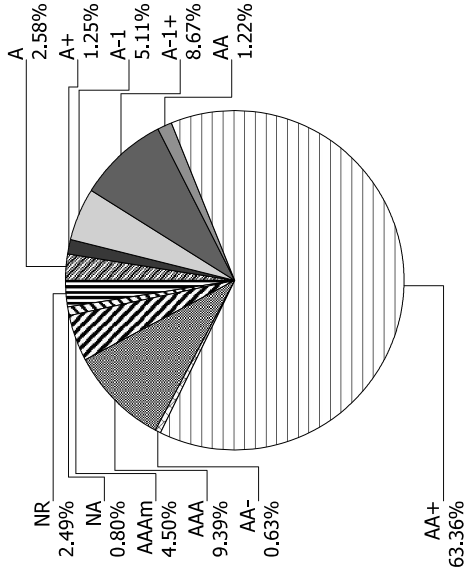
For the Month Ending **March 31, 2023**

SAN BERNARDINO COUNTY - 76990800

**Issuer Summary**

**Credit Quality (S&P Ratings)**

Issuer	Market Value of Holdings	Percent
AMAZON.COM INC	197,881,450.00	1.57
AMERICAN EXPRESS CO	52,958,989.70	0.42
BANK OF AMERICA CO	121,688,500.00	0.97
BANK OF THE WEST	1,000,000.00	0.01
BEDFORD ROW FUNDING CORP	49,104,850.00	0.39
BMW FINANCIAL SERVICES NA LLC	25,164,122.29	0.20
BMW VEHICLE OWNER TRUST	20,319,503.54	0.16
BNP PARIBAS FORTIS	49,848,152.95	0.40
CAFCO LLC	98,387,000.00	0.78
CAMP	554,000,000.00	4.41
CANADIAN IMPERIAL BANK OF COMMERCE	174,829,319.83	1.39
CANTOR FITZGERALD	99,999,750.00	0.80
CHARTA LLC	49,157,000.00	0.39
CHEVRON CORPORATION	9,815,410.00	0.08
DEERE & COMPANY	104,916,151.00	0.83
FANNIE MAE	634,449,233.50	5.05
FEDERAL FARM CREDIT BANKS	558,873,753.90	4.44
FEDERAL HOME LOAN BANKS	1,975,565,632.63	15.70
FEDERATED GOVT OBLIGATIONS FUNDS	1,000,000.00	0.01
FIDELITY TREASURY MF	520,000,000.00	4.14
FREDDIE MAC	1,776,980,880.14	14.12
HONDA AUTO RECEIVABLES	45,463,666.63	0.36
HYUNDAI AUTO RECEIVABLES	129,904,259.57	1.03
INTER-AMERICAN DEVELOPMENT BANK	103,802,435.00	0.83
INTERNATIONAL FINANCE CORPORATION	19,863,400.00	0.16
INTL BANK OF RECONSTRUCTION AND DEV	121,828,140.00	0.97
INVESTMENT TRUST OF CALIFORNIA	10,000,000.00	0.08
JOHN DEERE OWNER TRUST	155,627,473.48	1.24
JOHNSON & JOHNSON	74,371,875.00	0.59
JP MORGAN CHASE & CO	99,058,350.00	0.79
MERCEDES-BENZ AUTO LEASE TRUST	14,728,138.13	0.12
MERCEDES-BENZ AUTO RECEIVABLES	63,785,847.81	0.51





**Managed Account Issuer Summary**

SAN BERNARDINO COUNTY - 76990800

<b>Issuer</b>	<b>Market Value of Holdings</b>	<b>Percent</b>
METLIFE INC	151,921,395.75	1.21
MORGAN STANLEY	1,000,000.00	0.01
NESTLE SA	4,958,765.00	0.04
NORDEA BANK ABP	49,776,050.00	0.40
NORTHERN TRUST	1,000,000.00	0.01
OLD LINE FUNDING LLC	94,575,730.00	0.75
PROCTER & GAMBLE CO	10,051,190.00	0.08
RABOBANK NEDERLAND	49,825,700.00	0.40
STONECASTLE FICA	25,000,000.00	0.20
SVENSKA HANDELSBANKEN AB	49,769,187.95	0.40
THE BANK OF NEW YORK MELLON CORPORATION	224,329,536.77	1.78
THUNDER BAY FUNDING LLC	74,002,050.00	0.59
TORONTO-DOMINION BANK	99,832,700.00	0.79
Toyota Lease Owner Trust	2,116,912.80	0.02
TOYOTA MOTOR CORP	496,507,766.16	3.95
UNITED STATES TREASURY	3,319,332,027.50	26.39
WAL-MART STORES INC	4,983,415.00	0.04
<b>Total</b>	<b>\$12,573,355,712.03</b>	<b>100.00%</b>



## Managed Account Detail of Securities Held

For the Month Ending March 31, 2023

SAN BERNARDINO COUNTY - 76990800

Security Type / Description	Dated Date / Coupon / Maturity	CUSIP	S&P Rating	Moody's Rating	Trade Date	Settle Date	Original Cost	YTM at Cost	Accrued Interest	Amortized Cost	Market Value
<b>U.S. Treasury Bond / Note</b>											
US TREASURY NOTES	DTD 05/31/2016 1.625% 05/31/2023	912828R69	AA+	Aaa	04/05/19	04/08/19	48,658,203.13	2.31	272,321.43	49,946,824.43	49,750,000.00
US TREASURY NOTES	DTD 06/30/2016 1.375% 06/30/2023	912828S35	AA+	Aaa	11/08/19	11/12/19	24,701,171.88	1.72	86,412.29	24,979,717.55	24,792,970.00
US TREASURY NOTES	DTD 06/30/2016 1.375% 06/30/2023	912828S35	AA+	Aaa	04/03/19	04/04/19	48,123,046.88	2.31	172,824.59	49,890,874.82	49,585,940.00
US TREASURY NOTES	DTD 07/02/2018 2.625% 06/30/2023	9128284U1	AA+	Aaa	04/05/19	04/08/19	50,634,765.63	2.31	329,937.85	50,037,000.59	49,750,000.00
US TREASURY NOTES	DTD 06/30/2016 1.375% 06/30/2023	912828S35	AA+	Aaa	04/15/19	04/16/19	96,035,156.25	2.37	345,649.17	99,767,684.94	99,171,880.00
US TREASURY NOTES	DTD 08/01/2016 1.250% 07/31/2023	912828S92	AA+	Aaa	03/27/19	03/28/19	96,265,625.00	2.15	207,182.32	99,715,094.97	98,812,500.00
US TREASURY NOTES	DTD 08/31/2016 1.375% 08/31/2023	9128282D1	AA+	Aaa	03/28/19	03/29/19	96,562,500.00	2.20	119,565.22	99,676,670.79	98,625,000.00
US TREASURY NOTES	DTD 09/15/2020 0.125% 09/15/2023	91282CAK7	AA+	Aaa	06/29/22	06/30/22	96,636,718.75	2.98	5,774.46	98,729,257.99	97,968,750.00
US TREASURY NOTES	DTD 02/28/2017 2.125% 02/29/2024	912828W48	AA+	Aaa	03/09/22	03/10/22	75,653,320.31	1.67	138,586.96	75,302,647.69	73,265,625.00
US TREASURY NOTES	DTD 05/15/2014 2.500% 05/15/2024	912828WJ5	AA+	Aaa	09/30/19	10/01/19	52,062,500.00	1.57	473,066.30	50,500,962.68	48,882,810.00
US TREASURY NOTES	DTD 05/15/2014 2.500% 05/15/2024	912828WJ5	AA+	Aaa	12/23/19	12/26/19	51,611,328.13	1.73	473,066.30	50,412,387.35	48,882,810.00
US TREASURY N/B NOTES	DTD 05/15/2021 0.250% 05/15/2024	91282CCC3	AA+	Aaa	02/28/22	03/01/22	72,943,359.38	1.52	70,959.94	73,953,818.05	71,507,812.50
US TREASURY NOTES	DTD 05/31/2017 2.000% 05/31/2024	912828XT2	AA+	Aaa	03/21/22	03/22/22	49,826,171.88	2.16	335,164.84	49,907,552.09	48,578,125.00
US TREASURY NOTES	DTD 06/30/2017 2.000% 06/30/2024	912828XX3	AA+	Aaa	09/25/19	09/26/19	50,886,718.75	1.61	251,381.22	50,232,515.09	48,500,000.00



## Managed Account Detail of Securities Held

For the Month Ending March 31, 2023

SAN BERNARDINO COUNTY - 76990800

Security Type/Description	Dated Date/Coupon/Maturity	CUSIP	S&P Rating	Moody's Rating	Trade Date	Settle Date	Original Cost	YTM at Cost	Accrued Interest	Amortized Cost	Market Value	
<b>U.S. Treasury Bond / Note</b>												
US TREASURY NOTES	DTD 06/30/2017 2.000% 06/30/2024	912828XX3	AA+	Aaa	10/31/19	11/01/19	51,017,578.13	1.55	251,381.22	50,272,469.54	48,500,000.00	
US TREASURY NOTES	DTD 06/30/2017 2.000% 06/30/2024	912828XX3	AA+	Aaa	11/01/19	11/04/19	50,935,546.88	1.58	251,381.22	50,250,946.69	48,500,000.00	
US TREASURY NOTES	DTD 06/30/2019 1.750% 06/30/2024	9128286Z8	AA+	Aaa	12/11/19	12/12/19	50,173,828.13	1.67	219,958.56	50,047,692.92	48,359,375.00	
US TREASURY NOTES	DTD 06/30/2019 1.750% 06/30/2024	9128286Z8	AA+	Aaa	03/17/22	03/21/22	49,701,171.88	2.02	219,958.56	49,836,219.20	48,359,375.00	
US TREASURY NOTES	DTD 06/30/2019 1.750% 06/30/2024	9128286Z8	AA+	Aaa	06/10/22	06/13/22	48,742,187.50	3.03	219,958.56	49,233,205.21	48,359,375.00	
US TREASURY N/B NOTES	DTD 07/15/2021 0.375% 07/15/2024	91282CCL3	AA+	Aaa	06/24/22	06/27/22	94,679,687.50	3.07	78,729.28	96,654,382.93	94,953,120.00	
US TREASURY NOTES	DTD 07/31/2017 2.125% 07/31/2024	9128282N9	AA+	Aaa	10/10/19	10/11/19	51,474,609.38	1.49	176,104.97	50,409,193.60	48,515,625.00	
US TREASURY NOTES	DTD 07/31/2017 2.125% 07/31/2024	9128282N9	AA+	Aaa	04/05/22	04/06/22	49,429,687.50	2.63	176,104.97	49,672,087.15	48,515,625.00	
US TREASURY NOTES	DTD 07/31/2019 1.750% 07/31/2024	912828Y87	AA+	Aaa	06/13/22	06/14/22	48,324,218.75	3.39	145,027.62	48,951,021.25	48,273,440.00	
US TREASURY NOTES	DTD 08/15/2014 2.375% 08/15/2024	912828D56	AA+	Aaa	06/10/22	06/13/22	49,279,296.88	3.06	147,617.40	49,544,341.35	48,664,060.00	
US TREASURY NOTES	DTD 08/31/2019 1.250% 08/31/2024	912828YE4	AA+	Aaa	02/09/22	02/10/22	49,712,890.63	1.48	54,347.83	49,840,597.37	47,875,000.00	
US TREASURY NOTES	DTD 08/31/2019 1.250% 08/31/2024	912828YE4	AA+	Aaa	02/15/22	02/16/22	49,417,968.75	1.72	54,347.83	49,674,765.71	47,875,000.00	
US TREASURY NOTES	DTD 09/30/2019 1.500% 09/30/2024	912828YH7	AA+	Aaa	02/15/22	02/16/22	49,683,593.75	1.75	2,049.18	49,818,818.57	47,953,125.00	
US TREASURY NOTES	DTD 09/30/2019 1.500% 09/30/2024	912828YH7	AA+	Aaa	04/04/22	04/05/22	48,683,593.75	2.60	2,049.18	49,206,390.95	47,953,125.00	



## Managed Account Detail of Securities Held

For the Month Ending **March 31, 2023**

**SAN BERNARDINO COUNTY - 76990800**

Security Type / Description	Dated Date / Coupon / Maturity	CUSIP	S&P Rating	Moody's Rating	Trade Date	Settle Date	Original Cost	YTM at Cost	Accrued Interest	Amortized Cost	Market Value
<b>U.S. Treasury Bond / Note</b>											
US TREASURY N/B NOTES	DTD 10/15/2021 0.625% 10/15/2024	91282CDB4	AA+	Aaa	03/09/22	03/10/22	72,793,945.31	1.79	216,346.15	73,692,622.33	70,921,875.00
US TREASURY N/B NOTES	DTD 11/15/2021 0.750% 11/15/2024	91282CDH1	AA+	Aaa	03/28/22	03/29/22	71,589,843.75	2.55	212,879.83	72,894,352.59	70,886,715.00
US TREASURY NOTES	DTD 01/31/2020 1.375% 01/31/2025	912828Z52	AA+	Aaa	10/27/21	10/28/21	50,845,703.13	0.85	113,950.28	50,476,462.47	47,578,125.00
US TREASURY NOTES	DTD 02/17/2015 2.000% 02/15/2025	912828J27	AA+	Aaa	12/19/19	12/20/19	50,576,171.88	1.77	124,309.39	50,209,795.07	48,062,500.00
US TREASURY N/B NOTES	DTD 02/15/2022 1.500% 02/15/2025	91282CDZ1	AA+	Aaa	03/02/22	03/03/22	49,767,578.13	1.66	93,232.04	49,852,369.07	47,625,000.00
US TREASURY NOTES	DTD 05/15/2015 2.125% 05/15/2025	912828XB1	AA+	Aaa	12/09/19	12/10/19	51,109,375.00	1.70	402,106.35	50,433,568.14	48,062,500.00
US TREASURY N/B NOTES	DTD 05/15/2022 2.750% 05/15/2025	91282CEQ0	AA+	Aaa	06/09/22	06/10/22	49,652,343.75	3.00	520,372.93	49,748,192.90	48,679,690.00
US TREASURY NOTES	DTD 05/31/2020 0.250% 05/31/2025	912828ZT0	AA+	Aaa	11/22/21	11/24/21	48,667,968.75	1.02	41,895.60	49,179,410.66	46,132,810.00
US TREASURY NOTES	DTD 06/30/2020 0.250% 06/30/2025	912828ZW3	AA+	Aaa	11/22/21	11/24/21	48,605,468.75	1.04	31,422.65	49,128,683.29	46,078,125.00
US TREASURY NOTES	DTD 06/30/2020 0.250% 06/30/2025	912828ZW3	AA+	Aaa	01/24/22	01/25/22	48,166,015.63	1.35	31,422.65	48,797,363.28	46,078,125.00
US TREASURY NOTES	DTD 06/30/2020 0.250% 06/30/2025	912828ZW3	AA+	Aaa	06/09/22	06/10/22	45,994,140.63	3.01	31,422.65	47,053,037.15	46,078,125.00
US TREASURY NOTES	DTD 06/30/2020 0.250% 06/30/2025	912828ZW3	AA+	Aaa	01/26/22	01/27/22	72,058,593.75	1.43	47,133.98	73,068,084.38	69,117,187.50
US TREASURY NOTES	DTD 06/30/2020 0.250% 06/30/2025	912828ZW3	AA+	Aaa	01/31/22	02/01/22	71,976,562.50	1.47	47,133.98	73,006,231.17	69,117,187.50
US TREASURY NOTES	DTD 07/31/2020 0.250% 07/31/2025	91282CAB7	AA+	Aaa	11/22/21	11/24/21	48,470,703.13	1.10	20,718.23	49,031,255.81	45,906,250.00



## Managed Account Detail of Securities Held

For the Month Ending **March 31, 2023**

**SAN BERNARDINO COUNTY - 76990800**

Security Type/Description Dated Date/Coupon/Maturity	CUSIP	S&P Rating	Moody's Rating	Trade Date	Settle Date	Original Cost	YTM at Cost	Accrued Interest	Amortized Cost	Market Value
<b>U.S. Treasury Bond / Note</b>										
US TREASURY NOTES DTD 07/31/2020 0.250% 07/31/2025	91282CAB7	AA+	Aaa	11/22/21	11/24/21	48,482,421.88	1.09	20,718.23	49,038,679.14	45,906,250.00
US TREASURY NOTES DTD 08/31/2020 0.250% 08/31/2025	91282CA00	AA+	Aaa	01/18/22	01/19/22	47,859,375.00	1.47	10,869.57	48,568,051.61	45,804,690.00
US TREASURY NOTES DTD 08/31/2020 0.250% 08/31/2025	91282CA00	AA+	Aaa	06/27/22	06/28/22	45,480,468.75	3.27	10,869.57	46,559,701.64	45,804,690.00
US TREASURY NOTES DTD 08/31/2020 0.250% 08/31/2025	91282CA00	AA+	Aaa	03/10/22	03/11/22	70,769,531.25	1.94	16,304.35	72,056,340.50	68,707,035.00
US TREASURY NOTES DTD 09/30/2020 0.250% 09/30/2025	91282CAM3	AA+	Aaa	03/14/22	03/15/22	46,951,171.88	2.04	341.53	47,850,517.32	45,757,810.00
US TREASURY NOTES DTD 10/31/2020 0.250% 10/31/2025	91282CAT8	AA+	Aaa	04/05/22	04/06/22	45,789,062.50	2.75	52,486.19	46,951,591.26	45,578,125.00
US TREASURY NOTES DTD 10/31/2020 0.250% 10/31/2025	91282CAT8	AA+	Aaa	09/27/22	09/28/22	44,087,890.63	4.38	52,486.19	45,056,659.66	45,578,125.00
US TREASURY NOTES DTD 01/31/2021 0.375% 01/31/2026	91282CBH3	AA+	Aaa	10/05/22	10/06/22	44,132,812.50	4.20	31,077.35	44,988,947.86	45,390,625.00
US TREASURY NOTES DTD 01/31/2021 0.375% 01/31/2026	91282CBH3	AA+	Aaa	10/11/22	10/12/22	43,957,031.25	4.34	31,077.35	44,813,160.21	45,390,625.00
US TREASURY NOTES DTD 01/31/2021 0.375% 01/31/2026	91282CBH3	AA+	Aaa	01/03/23	01/04/23	44,566,406.25	4.18	31,077.35	44,987,352.52	45,390,625.00
US TREASURY NOTES DTD 02/28/2021 0.500% 02/28/2026	91282CB03	AA+	Aaa	10/24/22	10/25/22	43,773,437.50	4.55	21,739.13	44,578,508.59	45,437,500.00
US TREASURY N/B NOTES DTD 05/31/2021 0.750% 05/31/2026	91282CCF6	AA+	Aaa	09/29/22	09/30/22	44,224,609.38	4.18	125,686.81	45,013,927.14	45,476,560.00
US TREASURY NOTES DTD 05/31/2019 2.125% 05/31/2026	9128286X3	AA+	Aaa	11/01/22	11/02/22	46,298,828.13	4.38	356,112.64	46,723,924.44	47,515,625.00
US TREASURY N/B NOTES DTD 06/30/2021 0.875% 06/30/2026	91282CCJ8	AA+	Aaa	02/10/23	02/13/23	44,972,656.25	4.09	109,979.28	45,164,290.60	45,593,750.00



## Managed Account Detail of Securities Held

For the Month Ending **March 31, 2023**

SAN BERNARDINO COUNTY - 76990800

Security Type / Description	Dated Date / Coupon / Maturity	CUSIP	S&P Rating	Moody's Rating	Trade Date	Settle Date	Original Cost	YTM at Cost	Accrued Interest	Amortized Cost	Market Value
<b>U.S. Treasury Bond / Note</b>											
US TREASURY N/B NOTES	DTD 06/30/2021 0.875% 06/30/2026	91282CCJ8	AA+	Aaa	02/14/23	02/15/23	44,855,468.75	4.18	109,979.28	45,043,530.41	45,593,750.00
US TREASURY NOTES	DTD 05/15/2017 2.375% 05/15/2027	912828X88	AA+	Aaa	09/27/22	09/28/22	46,058,593.75	4.27	449,412.99	46,490,049.46	47,484,375.00
US TREASURY NOTES	DTD 05/15/2017 2.375% 05/15/2027	912828X88	AA+	Aaa	10/27/22	10/31/22	46,332,031.25	4.16	449,412.99	46,668,501.53	47,484,375.00
US TREASURY NOTES	DTD 06/30/2020 0.500% 06/30/2027	912828ZV5	AA+	Aaa	11/01/22	11/02/22	42,123,046.88	4.26	62,845.30	42,817,663.56	43,789,060.00
US TREASURY NOTES	DTD 07/31/2020 0.375% 07/31/2027	91282CAD3	AA+	Aaa	09/26/22	09/27/22	41,859,375.00	4.12	31,077.35	42,715,798.22	43,429,690.00
US TREASURY NOTES	DTD 08/15/2017 2.250% 08/15/2027	9128282R0	AA+	Aaa	11/03/22	11/04/22	45,289,062.50	4.46	139,848.07	45,688,614.79	47,164,060.00

**Security Type Sub-Total** **3,500,000,000.00** **3,359,994,140.75** **2.47** **9,328,657.50** **3,394,812,380.24** **3,319,332,027.50**

### Supra-National Agency Bond / Note

INTL BK OF RECON AND DEV NOTE	DTD 04/20/2021 0.125% 04/20/2023	459058JV6	AAA	Aaa	04/13/21	04/20/21	74,844,750.00	0.23	41,927.08	74,995,959.25	74,820,075.00
INTER-AMERICAN DEVEL BK NOTES	DTD 04/24/2020 0.500% 05/24/2023	4581X0DM7	AAA	Aaa	04/17/20	04/24/20	19,993,200.00	0.51	35,277.78	19,999,679.64	19,879,480.00
INTER-AMERICAN DEVELOPMENT BANK NOTE	DTD 10/04/2013 3.000% 10/04/2023	4581X0CC0	AAA	Aaa	03/14/19	03/21/19	25,480,000.00	2.55	368,750.00	25,053,848.01	24,764,575.00
INTL BK RECON & DEVELOP NOTES	DTD 11/24/2020 0.250% 11/24/2023	459058JM6	AAA	Aaa	11/17/20	11/24/20	24,946,250.00	0.32	22,048.61	24,988,366.44	24,278,350.00
INTL BK RECON & DEVELOP NOTES	DTD 03/29/2022 2.250% 03/28/2024	45906M3C3	AAA	Aaa	03/22/22	03/29/22	12,989,860.00	2.29	2,437.50	12,994,971.67	12,702,235.00
INTL BANK OF RECON AND DEV SN (FLOATER)	DTD 06/16/2020 5.260% 06/17/2024	45906M2B6	AAA	Aaa	06/09/20	06/16/20	10,000,000.00	0.48	20,736.11	10,000,000.00	10,027,480.00



## Managed Account Detail of Securities Held

For the Month Ending **March 31, 2023**

SAN BERNARDINO COUNTY - 76990800

Security Type/Description Dated Date/Coupon/Maturity	CUSIP	S&P Rating	Moody's Rating	Trade Date	Settle Date	Original Cost	YTM at Cost	Accrued Interest	Amortized Cost	Market Value
<b>Supra-National Agency Bond / Note</b>										
INTER-AMERICAN DEVEL BK NOTES DTD 07/01/2022 3.250% 07/01/2024	4581X0EE4	AAA	Aaa	06/22/22	07/01/22	59,994,000.00	3.26	487,500.00	59,996,248.97	59,158,380.00
INTL FINANCE CORP CORPORATE NOTES DTD 09/15/2022 3.625% 09/15/2025	45950KDA5	AAA	Aaa	09/07/22	09/15/22	19,992,200.00	3.64	32,222.22	19,993,609.12	19,863,400.00
<b>Security Type Sub-Total</b>						<b>248,000,000.00</b>	<b>1.62</b>	<b>1,010,899.30</b>	<b>248,022,683.10</b>	<b>245,493,975.00</b>
<b>Repurchase Agreement</b>										
CANTOR FITZGERALD REPO AGRMT DTD 03/31/2023 4.820% 04/03/2023	RE1361485	NA	NA	03/31/23	03/31/23	100,000,000.00	4.82	13,388.89	100,000,000.00	99,999,750.00
<b>Security Type Sub-Total</b>						<b>100,000,000.00</b>	<b>4.82</b>	<b>13,388.89</b>	<b>100,000,000.00</b>	<b>99,999,750.00</b>
<b>NOW Account</b>										
BANK OF THE WEST MONEY MARKET FUND	BKOFWEST7	NR	NR	03/28/22	03/28/22	1,000,000.00	2.97	0.00	1,000,000.00	1,000,000.00
<b>Security Type Sub-Total</b>						<b>1,000,000.00</b>	<b>2.97</b>	<b>0.00</b>	<b>1,000,000.00</b>	<b>1,000,000.00</b>
<b>Money Market Mutual Fund</b>										
NORTHERN TRUST INST GOVT SELECT 848	665278701	AAAm	NR	02/28/22	02/28/22	1,000,000.00	4.70	0.00	1,000,000.00	1,000,000.00
MORGAN STANLEY LIQ GOVT-INST FUND	61747C707	NR	NR	06/24/22	06/24/22	1,000,000.00	4.73	0.00	1,000,000.00	1,000,000.00
FEDERATED GOVT OBLIGATIONS FUND	608919718	AAAm	NR	02/28/23	02/28/23	1,000,000.00	4.65	0.00	1,000,000.00	1,000,000.00
FIDELITY GOV'T MM FUND 2642	31607A703	AAA	AAA	03/29/23	03/29/23	520,000,000.00	4.72	0.00	520,000,000.00	520,000,000.00
<b>Security Type Sub-Total</b>						<b>523,000,000.00</b>	<b>4.72</b>	<b>0.00</b>	<b>523,000,000.00</b>	<b>523,000,000.00</b>
<b>Joint Powers Authority</b>										
INVESTMENT TRUST OF CALIFORNIA	CALTRUST3	AAAm	NR	08/26/21	08/26/21	10,000,000.00	4.79	0.00	10,000,000.00	10,000,000.00
CALIFORNIA ASSET MANAGEMENT PROGRAM	CAMPMF025	AAAm	NR	11/01/22	11/01/22	30,000,000.00	4.92	0.00	30,000,000.00	30,000,000.00
CALIFORNIA ASSET MANAGEMENT PROGRAM	CAMPMF025	AAAm	NR	02/27/23	02/27/23	39,000,000.00	4.92	0.00	39,000,000.00	39,000,000.00





## Managed Account Detail of Securities Held

For the Month Ending March 31, 2023

SAN BERNARDINO COUNTY - 76990800

Security Type/Description	Dated Date/Coupon/Maturity	CUSIP	S&P Rating	Moody's Rating	Trade Date	Settle Date	Original Cost	YTM at Cost	Accrued Interest	Amortized Cost	Market Value
<b>Joint Powers Authority</b>											
CALIFORNIA ASSET MANAGEMENT PROGRAM		CAMPMF025	AAA	NR	12/27/22	12/27/22	40,000,000.00	4.92	0.00	40,000,000.00	40,000,000.00
CALIFORNIA ASSET MANAGEMENT PROGRAM		CAMPMF025	AAA	NR	07/15/22	07/15/22	76,000,000.00	4.92	0.00	76,000,000.00	76,000,000.00
CALIFORNIA ASSET MANAGEMENT PROGRAM		CAMPMF025	AAA	NR	02/27/23	02/27/23	99,000,000.00	4.92	0.00	99,000,000.00	99,000,000.00
CALIFORNIA ASSET MANAGEMENT PROGRAM		CAMPMF025	AAA	NR	12/08/22	12/08/22	120,000,000.00	4.92	0.00	120,000,000.00	120,000,000.00
CALIFORNIA ASSET MANAGEMENT PROGRAM		CAMPMF025	AAA	NR	07/18/22	07/18/22	150,000,000.00	4.92	0.00	150,000,000.00	150,000,000.00
<b>Security Type Sub-Total</b>							<b>564,000,000.00</b>	<b>4.92</b>	<b>0.00</b>	<b>564,000,000.00</b>	<b>564,000,000.00</b>
<b>Federally Insured Cash Account</b>											
STONECASTLE FICA		FICAMF003	NR	NR	08/30/19	08/30/19	25,000,000.00	4.60	0.00	25,000,000.00	25,000,000.00
<b>Security Type Sub-Total</b>							<b>25,000,000.00</b>	<b>4.60</b>	<b>0.00</b>	<b>25,000,000.00</b>	<b>25,000,000.00</b>
<b>Federal Agency Discount Note</b>											
FED HOME LN DISCOUNT NT DISC NOTES DTD 04/20/2022 0.000% 04/20/2023		313384EP0	A-1+	P-1	12/27/22	12/28/22	98,584,361.11	4.57	0.00	99,761,972.22	99,737,358.20
FED HOME LN DISCOUNT NT DISC NOTES DTD 05/19/2022 0.000% 05/19/2023		313384FU8	A-1+	P-1	01/03/23	01/04/23	73,710,468.75	4.67	0.00	74,541,500.00	74,507,135.25
FED HOME LN DISCOUNT NT DISC NOTES DTD 06/02/2022 0.000% 06/02/2023		313384GJ2	A-1+	P-1	01/03/23	01/04/23	49,043,916.67	4.71	0.00	49,602,166.67	49,574,035.10
FED FARM CRD DISCOUNT NT DISC NOTES DTD 12/29/2022 0.000% 09/01/2023		313312LD0	A-1+	P-1	12/28/22	12/29/22	72,622,000.00	4.79	0.00	73,521,000.00	73,426,350.90
<b>Security Type Sub-Total</b>							<b>293,960,746.53</b>	<b>4.67</b>	<b>0.00</b>	<b>297,426,638.89</b>	<b>297,244,879.45</b>
<b>Federal Agency Commercial Mortgage-Backed Security</b>											





## Managed Account Detail of Securities Held

For the Month Ending **March 31, 2023**

**SAN BERNARDINO COUNTY - 76990800**

Security Type/Description	Dated Date/Coupon/Maturity	CUSIP	S&P Rating	Moody's Rating	Trade Date	Settle Date	Original Cost	YTM at Cost	Accrued Interest	Amortized Cost	Market Value	
<b>Federal Agency Commercial Mortgage-Backed Security</b>												
FHMS K033 A2	DTD 10/01/2013 3.060% 07/01/2023	3137B4WB8	AA+	Aaa	12/01/20	12/04/20	2,670,808.93	0.56	6,401.94	2,526,093.87	2,494,666.41	
FHMS K034 A2	DTD 11/01/2013 3.531% 07/01/2023	3137B5JM6	AA+	Aaa	05/17/22	05/20/22	22,714,166.73	2.69	66,225.92	22,714,166.73	22,355,437.89	
FHLMC MULTIFAMILY STRUCTURED P	DTD 11/01/2016 2.454% 08/01/2023	3137BSPW7	AA+	Aaa	07/29/22	07/29/22	22,772,724.55	2.68	46,675.97	22,807,292.64	22,610,638.98	
FHLMC SERIES K037 A2	DTD 03/01/2014 3.490% 01/01/2024	3137B7YY9	AA+	Aaa	04/27/22	05/02/22	60,530,259.45	2.78	174,043.39	60,153,338.83	59,056,962.20	
FHMS K039 A2	DTD 09/01/2014 3.303% 07/01/2024	3137BDCW4	AA+	Aaa	07/19/22	07/22/22	24,858,398.44	3.61	68,812.50	24,908,856.46	24,479,540.75	
FHMS KMP1 A2	DTD 09/01/2017 2.982% 08/01/2024	3137FATE8	AA+	Aaa	02/24/21	03/01/21	54,023,437.50	0.60	124,250.00	51,572,007.61	48,784,219.00	
FHMS K729 A2	DTD 12/01/2017 3.136% 10/01/2024	3137FCM43	AA+	Aaa	01/27/21	01/29/21	17,969,531.25	0.68	43,120.00	17,101,620.18	16,125,807.23	
FHMS K042 A2	DTD 01/28/2015 2.670% 12/01/2024	3137BFXT3	AA+	Aaa	06/23/22	06/28/22	64,406,112.50	3.37	145,670.75	64,406,112.50	63,427,221.43	
FHMS K045 A2	DTD 05/01/2015 3.023% 01/01/2025	3137BHJ1	AA+	Aaa	12/14/20	12/17/20	24,930,122.49	0.55	57,164.81	23,663,948.52	22,068,988.90	
FHMS K046 A2	DTD 06/17/2015 3.205% 03/01/2025	3137BJP64	AA+	Aaa	10/11/22	10/14/22	48,373,046.88	4.65	133,541.67	48,373,046.88	48,614,938.00	
FHMS K732 AM	DTD 06/28/2018 3.700% 05/01/2025	3137FG7G4	AA+	Aaa	03/02/22	03/07/22	26,244,140.63	2.07	77,083.33	25,822,581.25	24,496,467.00	
FHMS K047 A2	DTD 07/30/2015 3.329% 05/01/2025	3137BKRJ1	AA+	Aaa	05/26/22	06/01/22	75,708,984.38	2.99	208,062.50	75,708,984.38	73,117,038.00	
FHMS KJ32 A1	DTD 11/01/2020 0.516% 06/01/2025	3137F72U8	AA+	Aaa	11/19/20	11/30/20	471,386.84	0.52	202.70	471,387.82	455,976.85	
FHLMC SERIES K049 A2	DTD 10/01/2015 3.010% 07/01/2025	3137BLMZ8	AA+	Aaa	04/27/22	05/02/22	10,024,218.75	2.93	25,083.33	10,017,221.29	9,674,632.90	



## Managed Account Detail of Securities Held

For the Month Ending March 31, 2023

SAN BERNARDINO COUNTY - 76990800

Security Type/Description	Dated Date/Coupon/Maturity	CUSIP	S&P Rating	Moody's Rating	Trade Date	Settle Date	Original Cost	YTM at Cost	Accrued Interest	Amortized Cost	Market Value	
<b>Federal Agency Commercial Mortgage-Backed Security</b>												
FHMS K733 A2	DTD 11/09/2018 3.750% 08/01/2025	3137FJX07	AA+	Aaa	10/28/21	11/02/21	3,614,613.71	1.40	10,405.13	3,507,333.10	3,269,823.52	
FHMS K050 A2	DTD 11/01/2015 3.334% 08/01/2025	3137BLW95	AA+	Aaa	03/17/22	03/21/22	30,856,640.63	2.45	83,350.00	30,594,560.18	29,203,994.40	
FHMS K052 A1	DTD 12/01/2015 3.308% 09/01/2025	3137BM7C4	AA+	Aaa	05/16/22	05/19/22	50,433,593.75	3.03	137,833.33	50,319,148.11	48,622,758.00	
FHMS K726 A1	DTD 06/01/2017 2.700% 10/01/2025	3137BYLE8	AA+	Aaa	04/27/21	04/30/21	26,863,281.25	0.98	56,250.00	26,054,513.35	23,924,098.50	
FHMS KJ23 A1	DTD 01/29/2019 3.683% 10/01/2025	3137FKSQ0	AA+	Aaa	06/10/21	06/15/21	65,231,250.00	1.58	184,150.00	63,047,394.84	58,824,884.40	
FRESB 2021-SB82 A5	DTD 01/01/2021 0.670% 11/01/2025	30318CAA5	AA+	Aaa	01/13/21	01/22/21	1,156,021.19	0.57	642.29	1,153,436.60	1,150,379.73	
FRESB 2021-SB82 A5	DTD 01/01/2021 0.670% 11/01/2025	30318CAA5	AA+	Aaa	01/13/21	01/22/21	2,697,382.88	0.57	1,498.69	2,691,352.16	2,684,219.45	
FRESB 2021-SB83	DTD 02/01/2021 0.670% 01/01/2026	30318NAA1	AA+	Aaa	02/10/21	02/19/21	3,468,014.43	0.57	1,927.26	3,460,981.42	3,451,804.76	
FHMS K055 A2	DTD 06/22/2016 2.673% 03/01/2026	3137BPW21	AA+	Aaa	06/23/22	06/28/22	81,239,628.91	3.46	185,996.25	81,239,628.91	79,600,329.56	
FHMS KJ34 A1	DTD 07/01/2021 0.681% 06/01/2026	3137HILS3	AA+	Aaa	07/20/21	07/29/21	4,119,339.30	0.68	2,337.75	4,119,356.38	3,872,913.47	
FHMS K736 A2	DTD 09/01/2019 2.282% 07/01/2026	3137FNWX4	AA+	Aaa	12/08/21	12/13/21	15,558,984.38	1.44	28,525.00	15,399,466.86	14,103,045.00	
FHMS KJ21 A2	DTD 09/01/2018 3.700% 09/01/2026	3137FHGE7	AA+	Aaa	12/01/22	12/06/22	9,992,606.84	4.28	31,444.34	10,010,075.40	9,996,388.42	
FHMS K729 A2	DTD 01/01/2020 2.525% 10/01/2026	3137FOXJ7	AA+	Aaa	06/28/21	06/30/21	8,815,898.44	1.18	17,359.38	8,627,167.33	7,774,916.99	
FHMS KJ36 A1	DTD 12/01/2021 1.298% 12/01/2026	3137H4RZ5	AA+	Aaa	12/07/21	12/16/21	1,711,340.99	1.30	1,851.11	1,711,342.77	1,574,140.89	



## Managed Account Detail of Securities Held

For the Month Ending **March 31, 2023**

**SAN BERNARDINO COUNTY - 76990800**

Security Type/Description Dated Date/Coupon/Maturity	CUSIP	S&P Rating	Moody's Rating	Trade Date	Settle Date	Original Cost	YTM at Cost	Accrued Interest	Amortized Cost	Market Value
<b>Federal Agency Commercial Mortgage-Backed Security</b>										
FHMS K062 A2 DTD 02/01/2017 3.413% 12/01/2026	3137BUX60	AA+	Aaa	01/20/22	01/25/22	10,750,000.00	1.80	28,441.67	10,567,476.00	9,687,269.90
FHMS K062 A2 DTD 02/01/2017 3.413% 12/01/2026	3137BUX60	AA+	Aaa	01/20/22	01/25/22	20,306,528.94	1.77	53,663.32	19,956,405.58	18,277,800.38
FRESB 2022-SB97 DTD 04/01/2022 1.780% 02/01/2027	30311SAA7	AA+	Aaa	04/13/22	04/22/22	20,922,671.97	2.66	32,316.05	21,092,785.81	19,937,230.08
FHMS KJ39 A1 DTD 04/01/2022 2.750% 04/01/2027	3137H73W1	AA+	Aaa	04/13/22	04/21/22	38,237,974.36	2.75	87,643.15	38,239,179.82	36,611,886.28
FHLMC MULTIFAMILY STRUCTURED P DTD 07/01/2017 3.243% 04/01/2027	3137FIG44	AA+	Aaa	04/19/22	04/22/22	50,287,109.38	3.12	135,125.00	50,232,391.58	48,079,829.50
FRESB 2022-SB103 ASF DTD 10/01/2022 2.080% 06/01/2027	30329MAA0	AA+	Aaa	10/19/22	10/28/22	7,594,996.45	4.60	14,694.55	7,676,575.37	7,826,583.21
FHLMC MULTIFAMILY STRUCTURED P DTD 08/01/2017 3.117% 06/01/2027	3137F2LJ3	AA+	Aaa	02/15/22	02/18/22	38,105,812.06	2.27	94,958.93	37,779,200.35	34,965,940.13
FHMS K068 A2 DTD 10/27/2017 3.244% 08/01/2027	3137FBBX3	AA+	Aaa	06/29/22	06/30/22	79,984,777.50	3.59	219,797.22	79,984,777.50	78,035,362.89
FHMS K739 A2 DTD 11/01/2020 1.336% 09/01/2027	3137F64P9	AA+	Aaa	10/04/22	10/07/22	10,481,250.00	4.20	13,360.00	10,630,579.61	10,666,540.08
FHMS K740 A2 DTD 11/01/2020 1.470% 09/01/2027	3137F72B0	AA+	Aaa	10/04/22	10/07/22	19,243,125.00	4.31	26,950.00	19,514,192.04	19,558,689.92
FRESB 2022-SB104 ASF DTD 11/01/2022 2.600% 09/01/2027	30329OAA1	AA+	Aaa	11/08/22	11/18/22	23,660,654.46	4.63	56,159.75	23,833,844.77	24,196,848.73
FHMS KGX1 AFX DTD 12/01/2017 3.000% 10/01/2027	3137FCKD5	AA+	Aaa	01/04/23	01/09/23	66,468,281.25	4.34	176,250.00	66,659,822.93	67,018,334.24
FHMS K072 A2 DTD 01/01/2018 3.444% 12/01/2027	3137FEBQ2	AA+	Aaa	03/28/23	03/31/23	12,499,973.67	4.22	37,089.01	12,499,973.67	12,474,176.97
<b>Security Type Sub-Total</b>						<b>1,159,999,091.06</b>	<b>2.87</b>	<b>2,896,357.99</b>	<b>1,150,849,621.40</b>	<b>1,113,152,724.94</b>

**1,154,795,537.48**



## Managed Account Detail of Securities Held

For the Month Ending **March 31, 2023**

**SAN BERNARDINO COUNTY - 76990800**

Security Type/Description	Dated Date/Coupon/Maturity	CUSIP	S&P Rating	Moody's Rating	Trade Date	Settle Date	Original Cost	YTM at Cost	Accrued Interest	Amortized Cost	Market Value
<b>Federal Agency Bond / Note</b>											
FREDDIE MAC NOTES	DTD 04/20/2020 0.375% 04/20/2023	3137EAEQ8	AA+	Aaa	04/17/20	04/20/20	49,875,000.00	0.46	83,854.17	49,997,831.05	49,893,250.00
FREDDIE MAC NOTES	DTD 05/07/2020 0.375% 05/05/2023	3137EAER6	AA+	Aaa	05/05/20	05/07/20	99,958,000.00	0.39	152,083.33	99,998,693.50	99,597,700.00
FFCB NOTES	DTD 05/10/2021 0.125% 05/10/2023	3133EMYX4	AA+	Aaa	05/05/21	05/10/21	55,928,320.00	0.19	27,416.67	55,996,170.52	55,725,712.00
FANNIE MAE NOTES	DTD 05/22/2020 0.250% 05/22/2023	3135G04Q3	AA+	Aaa	05/20/20	05/22/20	99,699,000.00	0.35	89,583.33	99,985,980.82	99,366,300.00
FEDERAL HOME LOAN BANKS NOTES	DTD 01/06/2023 4.730% 06/01/2023	3130AUGQ1	AA+	Aaa	01/04/23	01/06/23	50,000,000.00	4.73	558,402.78	50,000,000.00	49,978,500.00
FFCB FLOATING NOTES	DTD 06/09/2020 5.130% 06/09/2023	3133ELH72	AA+	Aaa	06/03/20	06/09/20	45,000,000.00	0.39	142,700.01	45,000,000.00	45,023,310.00
FREDDIE MAC NOTES	DTD 06/26/2020 0.250% 06/26/2023	3137EAES4	AA+	Aaa	06/24/20	06/26/20	22,932,840.00	0.35	15,173.61	22,994,725.33	22,753,256.00
FEDERAL HOME LOAN BANKS NOTES	DTD 12/16/2022 4.730% 07/03/2023	3130AUBJ2	AA+	Aaa	12/15/22	12/16/22	50,000,000.00	4.73	578,111.11	50,000,000.00	49,964,000.00
FEDERAL HOME LOAN BANK NOTES	DTD 12/12/2022 4.800% 07/03/2023	3130AU6Y5	AA+	Aaa	12/08/22	12/12/22	75,000,000.00	4.81	880,000.00	75,000,000.00	74,958,750.00
FEDERAL HOME LOAN BANKS NOTES	DTD 12/07/2022 4.800% 07/03/2023	3130AU4Z4	AA+	Aaa	12/05/22	12/07/22	150,000,000.00	4.81	1,760,000.00	150,000,000.00	149,917,500.00
FANNIE MAE NOTES	DTD 07/10/2020 0.250% 07/10/2023	3135G05G4	AA+	Aaa	07/08/20	07/10/20	49,892,500.00	0.32	28,125.00	49,990,182.65	49,373,050.00
FEDERAL HOME LOAN BANKS NOTES	DTD 12/07/2022 4.860% 08/01/2023	3130AU4C5	AA+	Aaa	12/02/22	12/07/22	100,000,000.00	4.87	810,000.00	100,000,000.00	99,959,900.00
FEDERAL HOME LOAN BANKS NOTES	DTD 12/19/2022 4.780% 08/01/2023	3130AUBU7	AA+	Aaa	12/15/22	12/19/22	100,000,000.00	4.79	796,666.67	100,000,000.00	99,934,300.00
FEDERAL HOME LOAN BANKS NOTES	DTD 12/27/2022 4.820% 08/01/2023	3130AUD27	AA+	Aaa	12/20/22	12/27/22	100,000,000.00	4.83	803,333.33	100,000,000.00	99,947,100.00



## Managed Account Detail of Securities Held

For the Month Ending March 31, 2023

SAN BERNARDINO COUNTY - 76990800

Security Type/Description Dated Date/Coupon/Maturity	CUSIP	S&P Rating	Moody's Rating	Trade Date	Settle Date	Original Cost	YTM at Cost	Accrued Interest	Amortized Cost	Market Value
<b>Federal Agency Bond / Note</b>										
FEDERAL FARM CREDIT BANKS NOTES DTD 08/14/2019 1.600% 08/14/2023	3133EKZK5	AA+	Aaa	08/28/19	08/29/19	10,047,100.00	1.48	20,888.89	10,004,397.30	9,880,120.00
FREDDIE MAC NOTES DTD 08/21/2020 0.250% 08/24/2023	3137EAEV7	AA+	Aaa	08/19/20	08/21/20	44,954,100.00	0.28	11,562.50	44,993,938.52	44,188,335.00
FEDERAL HOME LOAN BANK NOTES DTD 09/10/2021 0.125% 08/28/2023	3130ANYM6	AA+	Aaa	09/09/21	09/10/21	49,894,000.00	0.23	5,442.42	49,977,972.11	49,048,900.00
FEDERAL HOME LOAN BANKS NOTES DTD 12/01/2022 4.860% 09/01/2023	3130AUZL7	AA+	Aaa	11/29/22	12/01/22	100,000,000.00	4.87	405,000.00	100,000,000.00	99,953,000.00
FREDDIE MAC NOTES DTD 09/04/2020 0.250% 09/08/2023	3137EAEW5	AA+	Aaa	09/03/20	09/04/20	31,989,440.00	0.26	5,111.11	31,998,462.60	31,365,152.00
FREDDIE MAC NOTES DTD 10/16/2020 0.125% 10/16/2023	3137EAEY1	AA+	Aaa	10/14/20	10/16/20	63,761,280.00	0.25	36,666.67	63,956,834.19	62,393,920.00
FREDDIE MAC NOTES DTD 11/05/2020 0.250% 11/06/2023	3137EAEZ8	AA+	Aaa	11/03/20	11/05/20	74,932,500.00	0.28	75,520.83	74,986,512.32	72,983,700.00
FEDERAL HOME LOAN BANK NOTES DTD 11/12/2021 0.500% 11/09/2023	3130APU29	AA+	Aaa	11/10/21	11/12/21	34,983,900.00	0.52	69,027.78	34,995,083.63	34,097,035.00
FANNIE MAE NOTES DTD 11/25/2020 0.250% 11/27/2023	3135G06H1	AA+	Aaa	11/23/20	11/25/20	49,943,000.00	0.29	43,055.56	49,987,529.63	48,528,400.00
FREDDIE MAC NOTES DTD 12/04/2020 0.250% 12/04/2023	3137EAF2	AA+	Aaa	12/02/20	12/04/20	61,938,620.00	0.28	50,375.00	61,986,154.47	60,125,430.00
FANNIE MAE NOTES DTD 02/08/2019 2.500% 02/05/2024	3135G0V34	AA+	Aaa	02/07/19	02/08/19	99,628,000.00	2.58	388,888.89	99,936,741.63	98,059,300.00
FHLB BONDS DTD 02/15/2019 2.500% 02/13/2024	3130AFW94	AA+	Aaa	02/14/19	02/15/19	49,823,000.00	2.58	166,666.67	49,969,141.45	49,008,750.00
FEDERAL HOME LOAN BANK NOTES DTD 03/25/2022 2.125% 02/28/2024	3130ARHG9	AA+	Aaa	03/24/22	03/25/22	29,965,800.00	2.19	58,437.50	29,983,845.96	29,285,340.00
FEDERAL HOME LOAN BANKS NOTES DTD 02/12/2014 3.250% 03/08/2024	3130AOXE5	AA+	Aaa	09/26/22	09/27/22	49,164,800.00	4.45	103,819.44	49,459,018.18	49,277,100.00



## Managed Account Detail of Securities Held

For the Month Ending March 31, 2023

SAN BERNARDINO COUNTY - 76990800

Security Type/Description Dated Date/Coupon/Maturity	CUSIP	S&P Rating	Moody's Rating	Trade Date	Settle Date	Original Cost	YTM at Cost	Accrued Interest	Amortized Cost	Market Value
<b>Federal Agency Bond / Note</b>										
FHLMC (CALLABLE) NOTES DTD 04/29/2020 0.570% 04/29/2024	3134GVPP7	AA+	Aaa	04/27/20	04/29/20	25,000,000.00	0.57	60,166.67	25,000,000.00	23,932,525.00
FEDERAL FARM CREDIT BANK NOTES DTD 05/16/2022 2.625% 05/16/2024	3133ENWP1	AA+	Aaa	05/10/22	05/16/22	39,946,000.00	2.69	393,750.00	39,969,638.85	39,112,600.00
FHLMC (CALLABLE) NOTES DTD 05/20/2020 0.510% 05/20/2024	3134GVUY2	AA+	Aaa	05/12/20	05/20/20	25,000,000.00	0.51	46,395.83	25,000,000.00	23,864,850.00
FHLMC (CALLABLE) NOTES DTD 05/20/2020 0.500% 05/20/2024	3134GVXC7	AA+	Aaa	05/18/20	05/20/20	25,000,000.00	0.50	45,486.11	25,000,000.00	23,862,125.00
FEDERAL HOME LOAN BANK NOTES DTD 11/07/2022 4.875% 06/14/2024	3130ATVC8	AA+	Aaa	11/29/22	11/30/22	50,064,000.00	4.78	975,000.00	50,050,106.76	50,124,100.00
FEDERAL HOME LOAN BANK NOTES DTD 06/10/2022 2.750% 06/28/2024	3130ASDS5	AA+	Aaa	06/09/22	06/10/22	49,884,000.00	2.87	355,208.33	49,929,687.58	48,875,550.00
FANNIE MAE NOTES DTD 07/08/2019 1.750% 07/02/2024	3135GOV75	AA+	Aaa	07/08/19	07/09/19	24,781,000.00	1.94	108,159.72	24,944,889.01	24,136,550.00
FEDERAL HOME LOAN BANK NOTES DTD 07/08/2022 3.000% 07/08/2024	3130ASME6	AA+	Aaa	07/06/22	07/08/22	24,951,500.00	3.10	172,916.67	24,969,214.77	24,504,300.00
FEDERAL HOME LOAN BANK NOTES DTD 08/15/2014 2.875% 09/13/2024	3130A2UW4	AA+	Aaa	09/23/19	09/24/19	26,450,750.00	1.65	35,937.50	25,424,200.58	24,437,875.00
FEDERAL HOME LOAN BANK NOTES DTD 08/15/2014 2.875% 09/13/2024	3130A2UW4	AA+	Aaa	09/25/19	09/26/19	26,433,325.00	1.67	35,937.50	25,419,567.57	24,437,875.00
FEDERAL HOME LOAN BANK NOTES (CALLABLE) DTD 06/17/2021 0.405% 09/17/2024	3130AMVF6	AA+	Aaa	03/27/23	03/28/23	22,243,627.90	4.58	3,721.73	22,253,916.38	22,229,308.12
FEDERAL HOME LOAN BANK NOTES (CALLABLE) DTD 06/23/2021 0.430% 09/23/2024	3130AMWV1	AA+	Aaa	03/27/23	03/28/23	39,142,272.00	4.59	48,695.11	39,160,310.37	39,126,921.60
FEDERAL FARM CREDIT BANK NOTES DTD 09/26/2022 4.250% 09/26/2024	3133ENP79	AA+	Aaa	09/22/22	09/26/22	49,996,000.00	4.25	29,513.89	49,997,023.26	49,830,150.00





## Managed Account Detail of Securities Held

For the Month Ending **March 31, 2023**

**SAN BERNARDINO COUNTY - 76990800**

Security Type/Description	Dated Date/Coupon/Maturity	CUSIP	S&P Rating	Moody's Rating	Trade Date	Settle Date	Original Cost	YTM at Cost	Accrued Interest	Amortized Cost	Market Value
<b>Federal Agency Bond / Note</b>											
FEDERAL HOME LOAN BANK NOTES	DTD 10/28/2022 4.500% 10/03/2024	3130ATT31	AA+	Aaa	10/27/22	10/28/22	74,918,250.00	4.56	1,434,375.00	74,936,197.95	75,044,025.00
FANNIE MAE NOTES	DTD 10/18/2019 1.625% 10/15/2024	3135G0W66	AA+	Aaa	10/17/19	10/18/19	24,957,250.00	1.66	187,326.39	24,986,804.69	23,964,475.00
FEDERAL FARM CREDIT BANK NOTES	DTD 11/18/2022 4.500% 11/18/2024	3133ENZ94	AA+	Aaa	11/16/22	11/16/22	49,947,000.00	4.56	831,250.00	49,956,833.56	50,034,400.00
FFCB NOTES	DTD 11/18/2021 0.875% 11/18/2024	3133ENEJ5	AA+	Aaa	11/15/21	11/18/21	74,913,750.00	0.91	242,447.92	74,953,018.93	70,908,825.00
FEDERAL HOME LOAN BANK NOTES	DTD 11/06/2014 2.750% 12/13/2024	3130A3GE8	AA+	Aaa	12/04/19	12/05/19	10,515,630.00	1.68	82,500.00	10,174,780.31	9,744,320.00
FEDERAL HOME LOAN BANK NOTES	DTD 11/06/2014 2.750% 12/13/2024	3130A3GE8	AA+	Aaa	12/03/19	12/05/19	26,384,500.00	1.60	206,250.00	25,469,296.46	24,360,800.00
FEDERAL HOME LOAN BANK NOTES	DTD 11/06/2014 2.750% 12/13/2024	3130A3GE8	AA+	Aaa	12/04/19	12/05/19	26,287,500.00	1.68	206,250.00	25,436,416.89	24,360,800.00
FEDERAL HOME LOAN BANK NOTES	DTD 12/22/2021 1.000% 12/20/2024	3130AQF40	AA+	Aaa	07/20/22	07/21/22	23,641,500.00	3.36	70,138.89	24,032,280.29	23,639,025.00
FEDERAL HOME LOAN BANK NOTES	DTD 12/22/2021 1.000% 12/20/2024	3130AQF40	AA+	Aaa	07/20/22	07/21/22	23,665,000.00	3.32	70,138.89	24,049,020.39	23,639,025.00
FFCB NOTES	DTD 01/11/2022 1.125% 01/06/2025	3133ENKS8	AA+	Aaa	01/06/22	01/11/22	37,914,500.00	1.20	100,937.50	37,949,373.97	36,014,576.00
FANNIE MAE NOTES	DTD 01/10/2020 1.625% 01/07/2025	3135G0X24	AA+	Aaa	01/08/20	01/10/20	74,760,750.00	1.69	284,375.00	74,915,134.46	71,704,875.00
FREDDIE MAC NOTES	DTD 02/14/2020 1.500% 02/12/2025	3137EAP0	AA+	Aaa	02/13/20	02/14/20	49,961,500.00	1.52	102,083.33	49,985,591.51	47,610,700.00
FEDERAL FARM CREDIT BANK NOTES	DTD 02/15/2022 1.750% 02/14/2025	3133ENPG9	AA+	Aaa	02/10/22	02/15/22	29,919,900.00	1.84	68,541.67	29,949,891.78	28,695,360.00
FEDERAL HOME LOAN BANKS NOTES	DTD 03/03/2023 5.000% 02/28/2025	3130AV710	AA+	Aaa	03/02/23	03/03/23	22,969,640.00	5.07	90,449.44	22,970,849.40	23,320,252.00



## Managed Account Detail of Securities Held

For the Month Ending March 31, 2023

SAN BERNARDINO COUNTY - 76990800

Security Type/Description	Dated Date/Coupon/Maturity	CUSIP	Par	S&P Rating	Moody's Rating	Trade Date	Settle Date	Original Cost	YTM at Cost	Accrued Interest	Amortized Cost	Market Value
<b>Federal Agency Bond / Note</b>												
FEDERAL HOME LOAN BANKS NOTES	DTD 02/17/2015 2.375% 03/14/2025	3130A4CH3	25,840,000.00	AA+	Aaa	12/05/19	12/06/19	26,658,094.40	1.74	28,980.28	26,143,013.67	24,962,499.44
FFCB BONDS	DTD 03/28/2023 4.000% 03/28/2025	3133EPER2	50,000,000.00	AA+	Aaa	03/27/23	03/28/23	49,786,400.00	4.23	16,666.67	49,787,568.81	49,811,950.00
FANNIE MAE NOTES	DTD 04/24/2020 0.625% 04/22/2025	3135G03U5	50,000,000.00	AA+	Aaa	04/22/20	04/24/20	49,897,000.00	0.67	138,020.83	49,957,535.09	46,547,900.00
FHLMC (CALLABLE) NOTES	DTD 05/06/2020 0.700% 05/06/2025	3134GVPR3	25,000,000.00	AA+	Aaa	04/27/20	05/06/20	25,000,000.00	0.70	70,486.11	25,000,000.00	23,289,250.00
FANNIE MAE NOTES	DTD 06/19/2020 0.500% 06/17/2025	3135G04Z3	50,000,000.00	AA+	Aaa	06/17/20	06/19/20	49,896,500.00	0.54	72,222.22	49,954,151.32	46,221,600.00
FREDDIE MAC NOTES	DTD 07/23/2020 0.375% 07/21/2025	3137EAEU9	45,000,000.00	AA+	Aaa	07/21/20	07/23/20	44,775,900.00	0.48	32,812.50	44,896,550.33	41,366,250.00
FANNIE MAE NOTES	DTD 08/27/2020 0.375% 08/25/2025	3135G05X7	50,000,000.00	AA+	Aaa	08/25/20	08/27/20	49,766,000.00	0.47	18,750.00	49,887,490.13	45,826,100.00
FREDDIE MAC (CALLABLE) NOTES	DTD 09/02/2020 0.550% 09/02/2025	3134GWA22	19,900,000.00	AA+	Aaa	09/02/20	09/03/20	19,900,000.00	0.55	8,816.81	19,900,000.00	18,309,552.20
FEDERAL HOME LOAN BANK NOTES	DTD 09/11/2020 0.375% 09/04/2025	3130AK5E2	14,000,000.00	AA+	Aaa	09/10/20	09/11/20	13,958,000.00	0.44	3,937.50	13,979,519.52	12,822,740.00
FREDDIE MAC NOTES	DTD 09/25/2020 0.375% 09/23/2025	3137EAEX3	20,000,000.00	AA+	Aaa	09/23/20	09/25/20	19,939,800.00	0.44	1,666.67	19,970,098.03	18,292,160.00
FANNIE MAE NOTES	DTD 11/12/2020 0.500% 11/07/2025	3135G06G3	45,000,000.00	AA+	Aaa	11/09/20	11/12/20	44,838,900.00	0.57	90,000.00	44,915,867.05	41,123,115.00
FEDERAL HOME LOAN BANK NOTES (CALLABLE)	DTD 02/24/2021 0.750% 02/24/2026	3130ALCV4	58,700,000.00	AA+	Aaa	01/25/23	01/26/23	53,019,014.00	4.13	45,247.92	53,347,248.75	53,210,610.80
FEDERAL HOME LOAN BANK NOTES (CALLABLE)	DTD 10/26/2021 1.250% 10/26/2026	3130APJ55	34,770,000.00	AA+	Aaa	02/06/23	02/07/23	31,226,937.00	4.24	187,130.21	31,365,317.50	31,455,445.44





## Managed Account Detail of Securities Held

For the Month Ending **March 31, 2023**

**SAN BERNARDINO COUNTY - 76990800**

Security Type/Description Dated Date/Coupon/Maturity	CUSIP	S&P Rating	Moody's Rating	Trade Date	Settle Date	Original Cost	YTM at Cost	Accrued Interest	Amortized Cost	Market Value
<b>Federal Agency Bond / Note</b>										
FEDERAL HOME LOAN BANK NOTES (CALLABLE) DTD 10/26/2021 1.250% 10/26/2026	3130APJ55	AA+	Aaa	01/23/23	01/24/23	44,101,057.50	4.12	263,392.36	44,337,533.90	44,274,647.68
FEDERAL HOME LOAN BANK NOTES (CALLABLE) DTD 11/23/2021 1.500% 11/23/2026	3130APVJ1	AA+	Aaa	02/13/23	02/14/23	45,055,000.00	4.37	266,666.67	45,220,072.57	45,526,400.00
FANNIE MAE NOTES (CALLABLE) DTD 12/18/2020 0.875% 12/18/2026	3135G06L2	AA+	Aaa	12/08/22	12/09/22	39,102,150.00	4.18	111,404.51	39,517,086.77	39,597,568.50
FEDERAL HOME LOAN BANK NOTES (CALLABLE) DTD 12/22/2021 1.250% 12/21/2026	3130AQF65	AA+	Aaa	11/30/22	12/01/22	44,534,000.00	4.21	173,611.11	44,980,580.69	45,536,400.00
FEDERAL HOME LOAN BANK NOTES (CALLABLE) DTD 02/26/2021 1.000% 02/26/2027	3130ALDA9	AA+	Aaa	01/31/23	02/01/23	19,931,625.00	4.07	21,875.00	20,033,599.51	20,069,797.50
FEDERAL HOME LOAN BANK NOTES (CALLABLE) DTD 02/26/2021 1.115% 02/26/2027	3130ALGL2	AA+	Aaa	01/24/23	01/25/23	22,305,500.00	4.00	27,100.69	22,424,613.86	22,397,250.00
FHLB NOTES (CALLABLE) DTD 02/26/2021 0.920% 02/26/2027	3130ALCE2	AA+	Aaa	02/03/23	02/06/23	22,095,000.00	4.06	22,361.11	22,200,921.67	22,231,075.00
FEDERAL HOME LOAN BANK NOTES (CALLABLE) DTD 02/26/2021 1.115% 02/26/2027	3130ALGL2	AA+	Aaa	01/31/23	02/01/23	22,673,288.00	4.11	27,653.55	22,785,916.54	22,854,153.90
FHLB NOTES (CALLABLE) DTD 02/26/2021 0.900% 02/26/2027	3130AL5A8	AA+	Aaa	01/05/23	01/06/23	32,493,120.00	4.40	32,725.00	32,768,969.74	33,231,732.60
FEDERAL FARM CREDIT BANK NOTES DTD 01/06/2023 4.000% 01/06/2028	3133EN5N6	AA+	Aaa	01/03/23	01/06/23	49,915,000.00	4.04	472,222.22	49,918,956.74	50,410,400.00
<b>Security Type Sub-Total</b>						<b>3,599,828,630.80</b>	<b>2.60</b>	<b>16,587,616.30</b>	<b>3,601,375,873.77</b>	<b>3,535,471,895.78</b>

**Corporate Note**



## Managed Account Detail of Securities Held

For the Month Ending **March 31, 2023**

SAN BERNARDINO COUNTY - 76990800

Security Type/Description	Dated Date/Coupon/Maturity	CUSIP	S&P Rating	Moody's Rating	Trade Date	Settle Date	Original Cost	YTM at Cost	Accrued Interest	Amortized Cost	Market Value
<b>Corporate Note</b>											
TOTOTA MOTOR CREDIT CORP CORP NOTE (FLOA)	12/13/2021 5.160% 06/13/2023	89236TJ55	A+	A1	12/08/21	12/13/21	10,000,000.00	0.40	26,261.11	10,000,000.00	9,983,530.00
JOHN DEERE CAPITAL CORP CORPORATE NOTES	06/04/2020 0.700% 07/05/2023	24422EVH9	A	A2	06/01/20	06/04/20	2,997,540.00	0.73	5,016.67	2,999,792.45	2,962,806.00
CHEVRON USA INC CORPORATE NOTES	08/12/2020 0.426% 08/11/2023	166756AJ5	AA-	Aa2	08/10/20	08/12/20	10,000,000.00	0.43	5,916.67	10,000,000.00	9,815,410.00
JOHN DEERE CAPITAL CORP CORPORATE NOTES	10/09/2020 0.400% 10/10/2023	24422EVJ5	A	A2	10/06/20	10/09/20	2,996,520.00	0.44	5,700.00	2,999,390.36	2,921,469.00
JOHN DEERE CAPITAL CORP CORPORATE NOTES	01/10/2022 0.900% 01/10/2024	24422EVX4	A	A2	01/04/22	01/10/22	2,999,520.00	0.91	6,075.00	2,999,813.26	2,925,297.00
BANK OF NY MELLON CORP NOTES (CALLABLE)	02/04/2014 3.650% 02/04/2024	06406HCS6	A	A1	11/18/21	11/22/21	7,363,010.52	0.96	40,205.66	7,103,352.63	6,856,241.77
TOYOTA MOTOR CREDIT CORP CORPORATE NOTES	03/22/2022 2.500% 03/22/2024	89236TJX4	A+	A1	03/18/22	03/22/22	19,987,600.00	2.53	12,500.00	19,993,961.15	19,519,040.00
AMAZON.COM INC CORPORATE NOTES	04/13/2022 2.730% 04/13/2024	023135CD6	AA	A1	04/11/22	04/13/22	50,000,000.00	2.73	637,000.00	50,000,000.00	48,995,600.00
BANK ON NY MELLON CORP FLT NOTES (CALLAB)	04/26/2021 5.070% 04/26/2024	06406GRAT4	A	A1	04/19/21	04/26/21	15,000,000.00	0.27	129,766.05	15,000,000.00	14,883,450.00
BANK OF NY MELLON CORP NOTES (CALLABLE)	04/26/2021 0.500% 04/26/2024	06406RAS6	A	A1	04/19/21	04/26/21	34,962,550.00	0.54	75,347.22	34,986,639.64	33,295,220.00



## Managed Account Detail of Securities Held

For the Month Ending March 31, 2023

SAN BERNARDINO COUNTY - 76990800

Security Type/Description	S&P Rating	Moody's Rating	Trade Date	Settle Date	Original Cost	YTM at Cost	Accrued Interest	Amortized Cost	Market Value
Dated Date/Coupon/Maturity	Par	Rating	Rating	Date	Cost	at Cost	Interest	Cost	Value
Corporate Note									
JOHN DEERE CAPITAL CORP CORPORATE NOTES DTD 06/10/2021 0.450% 06/07/2024	A	A2	06/07/21	06/10/21	29,962,500.00	0.49	42,750.00	29,985,144.10	28,575,390.00
TOYOTA MOTOR CREDIT CORP CORPORATE NOTES DTD 06/18/2021 0.500% 06/18/2024	A+	A1	06/15/21	06/18/21	14,982,150.00	0.54	21,458.33	14,992,768.80	14,269,365.00
TOTOTA MOTOR CREDIT CORP NOTE (FLOAT) DTD 06/18/2021 5.070% 06/18/2024	A+	A1	06/15/21	06/18/21	20,000,000.00	0.27	32,821.31	20,000,000.00	19,892,000.00
JOHN DEERE CAPITAL CORP CORPORATE NOTES DTD 09/10/2021 0.625% 09/10/2024	A	A2	09/07/21	09/10/21	14,990,250.00	0.65	5,468.75	14,995,302.92	14,204,175.00
TOYOTA MOTOR CREDIT CORP CORPORATE NOTES DTD 09/13/2021 0.625% 09/13/2024	A+	A1	09/08/21	09/13/21	39,981,200.00	0.64	12,500.00	39,990,891.61	37,746,200.00
JOHN DEERE CAPITAL CORP CORPORATE NOTES DTD 10/11/2022 4.550% 10/11/2024	A	A2	10/05/22	10/11/22	14,990,400.00	4.58	322,291.67	14,992,658.82	15,006,420.00
BANK OF NY MELLON CORP (CALLABLE) CORPOR DTD 10/25/2021 0.850% 10/25/2024	A	A1	10/20/21	10/25/21	49,967,500.00	0.87	184,166.67	49,983,008.67	46,910,350.00
BANK OF NY MELLON CORP FLT NOTES (CALLAB DTD 10/25/2021 5.010% 10/25/2024	A	A1	10/20/21	10/25/21	50,000,000.00	0.25	433,391.78	50,000,000.00	49,358,300.00
AMAZON.COM INC CORPORATE NOTES DTD 12/01/2022 4.700% 11/29/2024	AA	A1	11/29/22	12/01/22	24,983,250.00	4.74	391,666.67	24,986,030.18	25,167,775.00
JOHN DEERE CAPITAL CORP CORPORATE NOTES DTD 01/10/2022 1.250% 01/10/2025	A	A2	01/04/22	01/10/22	9,995,300.00	1.27	28,125.00	9,997,212.59	9,455,720.00



## Managed Account Detail of Securities Held

For the Month Ending **March 31, 2023**

SAN BERNARDINO COUNTY - 76990800

Security Type/Description	Dated Date/Coupon/Maturity	CUSIP	S&P Rating	Moody's Rating	Trade Date	Settle Date	Original Cost	YTM at Cost	Accrued Interest	Amortized Cost	Market Value
<b>Corporate Note</b>											
TOYOTA MOTOR CREDIT CORP CORPORATE NOTES	89236TKN4	15,000,000.00	A+	A1	01/09/23	01/12/23	14,993,550.00	4.82	158,000.00	14,994,248.97	15,098,220.00
DTD 01/12/2023 4.800% 01/10/2025											
JOHN DEERE CAPITAL CORP CORPORATE NOTES	24422EWB1	7,000,000.00	A	A2	03/02/22	03/07/22	6,996,990.00	2.14	9,916.67	6,998,061.08	6,685,700.00
DTD 03/07/2022 2.125% 03/07/2025											
AMAZON.COM INC CORPORATE NOTES	023135CE4	50,000,000.00	AA	A1	04/11/22	04/13/22	49,920,500.00	3.06	700,000.00	49,946,105.38	48,647,450.00
DTD 04/13/2022 3.000% 04/13/2025											
BANK OF NY MELLON CORP (CALLABLE) CORP N	06406RBC0	50,000,000.00	A	A1	04/19/22	04/26/22	49,993,000.00	3.36	725,833.33	49,995,173.52	48,502,750.00
DTD 04/26/2022 3.350% 04/25/2025											
BANK OF NY MELLON CORP CORP NOTES (CALLA)	06406RBF3	20,000,000.00	A	A1	06/08/22	06/13/22	20,000,000.00	3.43	205,800.00	20,000,000.00	19,506,060.00
DTD 06/13/2022 3.430% 06/13/2025											
MET TOWER GLOBAL FUNDING NOTES	58989VZE3	35,000,000.00	AA-	Aa3	06/06/22	06/13/22	34,965,700.00	3.73	388,500.00	34,974,838.32	34,135,640.00
DTD 06/13/2022 3.700% 06/13/2025											
TOYOTA MOTOR CREDIT CORP CORPORATE NOTES	89236TKC8	15,000,000.00	A+	A1	06/27/22	06/30/22	14,985,750.00	3.98	149,770.83	14,989,325.50	14,719,140.00
DTD 06/30/2022 3.950% 06/30/2025											
JOHN DEERE CAPITAL CORP CORPORATE NOTES	24422EWJ4	7,000,000.00	A	A2	09/06/22	09/08/22	6,996,500.00	4.07	18,112.50	6,997,154.65	6,946,779.00
DTD 09/08/2022 4.050% 09/08/2025											
WALMART INC CORPORATE NOTES	931142EW9	5,000,000.00	AA	Aa2	09/06/22	09/09/22	4,996,500.00	3.93	11,916.67	4,997,151.46	4,983,415.00
DTD 09/09/2022 3.900% 09/09/2025											
NESTLE HOLDINGS INC CORP NOTE	641062BA1	5,000,000.00	AA-	Aa3	09/06/22	09/13/22	4,998,350.00	4.01	10,555.56	4,998,651.37	4,958,765.00
DTD 09/13/2022 4.000% 09/12/2025											
TOYOTA MOTOR CREDIT CORP CORP NOTES	89236TKK0	25,000,000.00	A+	A1	11/07/22	11/10/22	24,970,500.00	5.44	528,750.00	24,974,322.08	25,635,050.00
DTD 11/10/2022 5.400% 11/10/2025											



## Managed Account Detail of Securities Held

For the Month Ending March 31, 2023

SAN BERNARDINO COUNTY - 76990800

Security Type/Description	Dated Date/Coupon/Maturity	CUSIP	S&P Rating	Moody's Rating	Trade Date	Settle Date	Original Cost	YTM at Cost	Accrued Interest	Amortized Cost	Market Value
<b>Corporate Note</b>											
BANK OF NY MELLON (CALLABLE) NOTES DTD 11/22/2022 5.224% 11/21/2025		06405LAC5	AA-	Aa2	11/15/22	11/22/22	5,000,000.00	5.22	93,596.67	5,000,000.00	5,017,165.00
AMAZON.COM INC CORPORATE NOTES DTD 12/01/2022 4.600% 12/01/2025		023135CN4	AA	A1	11/29/22	12/01/22	24,998,500.00	4.60	383,333.33	24,998,665.60	25,201,125.00
MET LIFE GLOB FUNDING I NOTES DTD 01/06/2023 5.000% 01/06/2026		592179KD6	AA-	Aa3	01/03/23	01/06/23	15,000,000.00	5.00	177,083.33	15,000,000.00	15,118,530.00
JOHN DEERE CAPITAL CORP CORPORATE NOTES DTD 01/09/2023 4.800% 01/09/2026		24422EWPO	A	A2	01/03/23	01/09/23	14,992,950.00	4.82	164,000.00	14,993,477.46	15,232,395.00
PROCTER & GAMBLE CO/THE CORPORATE NOTES DTD 01/26/2023 4.100% 01/26/2026		742718FY0	AA-	Aa3	01/23/23	01/26/23	9,993,300.00	4.12	74,027.78	9,993,697.35	10,051,190.00

**Security Type Sub-Total** **729,957,000.00** **729,961,380.52** **2.43** **6,217,625.23** **729,856,839.92** **713,183,132.77**

### Commercial Paper

AMAZON.COM INC COMM PAPER DTD 11/10/2022 0.000% 04/20/2023		02314ORL5	A-1+	P-1	11/10/22	11/14/22	48,968,597.22	4.83	0.00	49,875,180.56	49,869,500.00
JP MORGAN SECURITIES LLC COMM PAPER DTD 11/07/2022 0.000% 05/01/2023		46640OS10	A-1	P-1	11/07/22	11/08/22	48,808,583.33	5.05	0.00	49,794,583.33	49,786,250.00
OLD LINE FUNDING LLC COMM PAPER DTD 11/01/2022 0.000% 05/01/2023		67983US12	A-1+	P-1	11/28/22	11/28/22	93,029,013.89	4.95	0.00	94,616,041.67	94,575,730.00
THUNDER BAY FUNDING LLC COMM PAPER DTD 11/29/2022 0.000% 05/03/2023		88602US35	A-1+	P-1	11/29/22	11/29/22	24,477,951.39	4.95	0.00	24,892,222.22	24,882,750.00
TOYOTA MOTOR CREDIT CORP COMM PAPER DTD 12/01/2022 0.000% 05/03/2023		89233HS39	A-1+	P-1	12/01/22	12/05/22	48,996,319.44	4.95	0.00	49,784,444.44	49,779,000.00
METLIFE SHORT TERM FUND COMM PAPER DTD 05/31/2022 0.000% 05/19/2023		59157USK7	A-1+	P-1	01/03/23	01/05/23	24,312,406.25	4.84	0.00	24,593,250.00	24,586,278.75



## Managed Account Detail of Securities Held

For the Month Ending **March 31, 2023**

**SAN BERNARDINO COUNTY - 76990800**

Security Type/Description Dated Date/Coupon/Maturity	CUSIP	S&P Rating	Moody's Rating	Trade Date	Settle Date	Original Cost	YTM at Cost	Accrued Interest	Amortized Cost	Market Value
<b>Commercial Paper</b>										
METLIFE SHORT TERM FUND COMM PAPER DTD 01/03/2023 0.000% 05/19/2023	59166HSK5	A-1+	P-1	01/03/23	01/04/23	24,559,375.00	4.78	0.00	24,843,333.33	24,834,625.00
JOHNSON & JOHNSON COMM PAPER DTD 12/07/2022 0.000% 06/01/2023	47816GT17	A-1+	P-1	12/07/22	12/08/22	73,268,229.17	4.86	0.00	74,396,354.17	74,371,875.00
TOYOTA MOTOR CREDIT CORP COMM PAPER DTD 02/02/2023 0.000% 07/03/2023	89233HU36	A-1+	P-1	02/02/23	02/06/23	98,044,083.33	4.89	0.00	98,762,583.33	98,698,700.00
JP MORGAN SECURITIES LLC COMM PAPER DTD 10/13/2022 0.000% 07/10/2023	46640QUA7	A-1	P-1	12/14/22	12/15/22	48,562,500.00	5.15	0.00	49,305,555.56	49,272,100.00
METLIFE SHORT TERM FUND COMM PAPER DTD 01/04/2023 0.000% 07/12/2023	59157UUC2	A-1+	P-1	01/04/23	01/05/23	52,646,400.00	4.92	0.00	53,265,600.00	53,246,322.00
CAFCO LLC COMM PAPER DTD 03/30/2023 0.000% 07/14/2023	1247P3UE0	A-1	P-1	03/30/23	03/31/23	49,248,958.33	5.23	0.00	49,256,111.11	49,237,500.00
CHARTA LLC COMM PAPER DTD 03/28/2023 0.000% 07/25/2023	16115WUR6	A-1	P-1	03/28/23	03/28/23	49,148,819.44	5.24	0.00	49,177,430.55	49,157,000.00
CAFCO LLC COMM PAPER DTD 03/30/2023 0.000% 07/26/2023	1247P3US9	A-1	P-1	03/30/23	03/31/23	49,163,125.00	5.24	0.00	49,170,277.78	49,149,500.00
BEDFORD ROW FUNDING CORP COMM PAPER DTD 01/31/2023 0.000% 08/01/2023	07644BV17	A-1+	P-1	01/31/23	02/01/23	48,763,166.67	5.04	0.00	49,166,333.34	49,104,850.00
THUNDER BAY FUNDING LLC COMM PAPER DTD 01/31/2023 0.000% 08/01/2023	88602UV15	A-1+	P-1	01/31/23	02/02/23	48,770,000.00	5.04	0.00	49,166,333.33	49,119,300.00
BOFA SECURITIES INC COMM PAPER DTD 01/18/2023 0.000% 10/02/2023	06054PX27	A-1	NR	03/30/23	03/31/23	121,627,604.17	5.40	0.00	121,645,833.34	121,688,500.00
<b>Security Type Sub-Total</b>						<b>952,395,132.63</b>	<b>5.05</b>	<b>0.00</b>	<b>961,711,468.06</b>	<b>961,359,780.75</b>

**Security Type Sub-Total**  
**Certificate of Deposit**





## Managed Account Detail of Securities Held

For the Month Ending March 31, 2023

SAN BERNARDINO COUNTY - 76990800

Security Type/Description	Dated Date/Coupon/Maturity	CUSIP	S&P Rating	Moody's Rating	Trade Date	Settle Date	Original Cost	YTM at Cost	Accrued Interest	Amortized Cost	Market Value
<b>Certificate of Deposit</b>											
TORONTO DOMINION BANK NY CERT DEPOS	89114WWB8	50,000,000.00	A-1+	P-1	04/20/22	04/21/22	50,000,000.00	2.42	1,159,583.33	50,000,000.00	49,889,150.00
DTD 04/21/2022 2.420% 05/01/2023											
CANADIAN IMP BK COMM NY CERT DEPOS	13606KGV2	50,000,000.00	A-1	P-1	04/27/22	04/27/22	50,000,000.00	2.52	1,186,500.00	50,000,000.00	49,893,450.00
DTD 04/27/2022 2.520% 05/01/2023											
CANADIAN IMP BK COMM NY CERT DEPOS	13606KPQ3	75,000,000.00	A-1	P-1	10/27/22	10/27/22	75,000,000.00	5.18	1,683,500.00	75,000,000.00	74,984,263.58
DTD 10/27/2022 5.180% 05/26/2023											
BNP PARIBAS FORTIS SA CERT DEPOS	34959TSD9	50,000,000.00	A-1	P-1	07/13/22	07/14/22	50,000,000.00	3.65	1,323,125.00	50,000,000.00	49,848,152.95
DTD 07/14/2022 3.650% 06/01/2023											
SVENSKA HANDELSBANKEN NY CERT DEPOS	86959RZV5	50,000,000.00	A-1+	P-1	06/07/22	06/08/22	50,000,000.00	2.95	1,216,875.00	50,000,000.00	49,769,187.95
DTD 06/08/2022 2.950% 06/07/2023											
NORDEA BANK ABP NEW YORK CERT DEPOS	65558UUF7	50,000,000.00	A-1+	P-1	06/07/22	06/08/22	50,000,000.00	2.97	1,225,125.00	50,000,000.00	49,776,050.00
DTD 06/08/2022 2.970% 06/14/2023											
COOPERATIEVE RABOBANK UA CERT DEPOS	21684LDZ2	50,000,000.00	A-1	P-1	08/23/22	08/24/22	50,000,000.00	3.91	1,194,722.22	50,000,000.00	49,825,700.00
DTD 08/24/2022 3.910% 07/03/2023											
CANADIAN IMP BK COMM NY CERT DEPOS	13606KRW8	50,000,000.00	A-1	P-1	01/04/23	01/04/23	50,000,000.00	5.10	616,250.00	50,000,000.00	49,951,606.25
DTD 01/04/2023 5.100% 07/03/2023											
TORONTO DOMINION BANK NY CERT DEPOS	89115BWE6	50,000,000.00	A-1+	P-1	09/26/22	09/26/22	50,000,000.00	5.00	1,298,611.11	50,000,000.00	49,943,550.00
DTD 09/26/2022 5.000% 10/02/2023											
<b>Security Type Sub-Total</b>		<b>475,000,000.00</b>					<b>475,000,000.00</b>	<b>3.82</b>	<b>10,904,291.66</b>	<b>475,000,000.00</b>	<b>473,881,110.73</b>
<b>Asset-Backed Security</b>											
HAROT 2019-4 A3	43813VAC2	78,901.65	AAA	NR	11/19/19	11/26/19	78,887.59	1.83	52.14	78,898.94	78,785.93
DTD 11/26/2019 1.830% 01/18/2024											
HAROT 2020-1 A3	43813RAC1	1,180,809.70	NR	Aaa	02/19/20	02/26/20	1,180,578.26	1.61	528.08	1,180,750.66	1,175,497.47
DTD 02/26/2020 1.610% 04/22/2024											
TLOT 2021-A A3	89238EAC0	2,134,858.85	AAA	Aaa	04/13/21	04/21/21	2,134,609.71	0.39	254.40	2,134,770.96	2,116,912.80
DTD 04/21/2021 0.390% 04/22/2024											



## Managed Account Detail of Securities Held

For the Month Ending March 31, 2023

SAN BERNARDINO COUNTY - 76990800

Security Type/Description	Dated Date/Coupon/Maturity	CUSIP	S&P Rating	Moody's Rating	Trade Date	Settle Date	Original Cost	YTM at Cost	Accrued Interest	Amortized Cost	Market Value
<b>Asset-Backed Security</b>											
TAOT 2021-C A2	DTD 09/27/2021 0.200% 05/15/2024	89239BAB7	AAA	Aaa	09/21/21	09/27/21	1,122,976.55	0.20	99.83	1,123,025.23	1,120,038.17
TAOT 2020-A A3	DTD 02/12/2020 1.660% 05/15/2024	89232HAC9	AAA	Aaa	02/04/20	02/12/20	1,161,066.01	1.66	856.67	1,161,127.73	1,157,511.50
HAROT 2021-4 A2	DTD 11/24/2021 0.390% 05/21/2024	43815GAB5	NR	Aaa	11/16/21	11/24/21	2,210,939.55	0.39	239.52	2,210,970.97	2,194,857.20
BMWLT 2022-1 A2	DTD 01/19/2022 0.670% 05/28/2024	05601XAB5	AAA	NR	01/11/22	01/19/22	730,389.95	0.67	81.56	730,390.17	728,566.09
JDOT 2021-B A2	DTD 07/21/2021 0.250% 06/17/2024	47789QAB6	NR	Aaa	07/13/21	07/21/21	1,917,248.15	0.25	213.03	1,917,273.41	1,914,467.50
MBART 2021-1 A2	DTD 09/22/2021 0.210% 07/15/2024	58772WAB9	AAA	Aaa	09/15/21	09/22/21	775,006.28	0.21	72.34	775,047.95	773,992.24
JOHN DEERE OWNER TRUST	DTD 03/11/2020 1.100% 08/15/2024	47789KAC7	NR	Aaa	03/04/20	03/11/20	511,928.77	1.10	250.29	511,950.35	509,741.16
TAOT 2021-D A2	DTD 11/15/2021 0.310% 08/15/2024	89238JAB1	AAA	NR	11/09/21	11/15/21	2,043,839.28	0.31	281.60	2,043,847.15	2,031,261.80
TAOT 2022-A A2	DTD 01/31/2022 0.740% 10/15/2024	89239KAB7	NR	Aaa	01/25/22	01/31/22	1,905,333.05	0.74	626.66	1,905,355.01	1,886,743.17
HART 2021-C A2A	DTD 11/17/2021 0.360% 10/15/2024	44935FAB0	AAA	NR	11/09/21	11/17/21	2,820,468.00	0.36	451.30	2,820,545.22	2,801,739.85
JDOT 2022-A A2	DTD 03/16/2022 1.900% 11/15/2024	47787JAB4	NR	Aaa	03/10/22	03/16/22	3,131,880.95	1.90	2,644.84	3,131,947.90	3,106,383.86
MBALT 2021-B A3	DTD 06/29/2021 0.400% 11/15/2024	58769KAD6	AAA	NR	06/22/21	06/29/21	15,056,829.44	0.40	2,676.97	15,057,419.51	14,728,138.13
BMWLT 2021-2 A3	DTD 09/15/2021 0.330% 12/26/2024	09690AAC7	NR	Aaa	09/08/21	09/15/21	5,360,404.88	0.33	294.85	5,360,664.88	5,256,882.11
BMWOT 2022-A A2A	DTD 05/18/2022 2.520% 12/26/2024	05602RAB7	AAA	Aaa	05/10/22	05/18/22	6,758,542.56	2.52	2,838.79	6,758,704.72	6,694,114.14





## Managed Account Detail of Securities Held

For the Month Ending March 31, 2023

SAN BERNARDINO COUNTY - 76990800

Security Type/Description	Dated Date/Coupon/Maturity	CUSIP	S&P Rating	Moody's Rating	Trade Date	Settle Date	Original Cost	YTM at Cost	Accrued Interest	Amortized Cost	Market Value
<b>Asset-Backed Security</b>											
TAOT 2022-B A2A	04/13/2022 2.350% 01/15/2025	89238FAB9	AAA	Aaa	04/07/22	04/13/22	5,091,473.71	2.35	5,317.99	5,091,551.45	5,039,202.36
BMWLT 2023-1 A2	02/15/2023 5.270% 02/25/2025	05593AAB5	AAA	Aaa	02/07/23	02/15/23	4,999,668.00	5.27	4,391.67	4,999,688.16	4,997,654.72
BMWLT 2022-1 A3	01/19/2022 1.100% 03/25/2025	05601XAC3	AAA	NR	01/11/22	01/19/22	8,248,766.63	1.10	1,512.50	8,249,230.87	8,043,118.88
HART 2022-B A2A	07/20/2022 3.640% 05/15/2025	44918MAB6	AAA	NR	07/12/22	07/20/22	8,904,667.91	3.64	14,406.50	8,904,779.69	8,819,015.80
JDOT 2022-B A2	07/20/2022 3.730% 06/16/2025	47800AAB6	NR	Aaa	07/12/22	07/20/22	10,291,476.95	3.73	17,062.79	10,291,738.67	10,208,971.73
HAROT 2021-2 A3	05/26/2021 0.330% 08/15/2025	43811JAC1	AAA	Aaa	01/31/22	02/02/22	7,768,380.67	0.68	1,153.33	7,799,605.06	7,613,247.29
HAROT 2021-2 A3	05/26/2021 0.330% 08/15/2025	43811JAC1	AAA	Aaa	05/18/21	05/26/21	14,940,264.91	0.33	2,191.32	14,940,519.98	14,465,169.86
JDOT 2022-C A2	10/19/2022 4.980% 08/15/2025	47800BAB4	NR	Aaa	10/12/22	10/19/22	34,498,764.90	4.98	76,360.00	34,498,961.37	34,430,699.85
MBART 2022-1 A2	11/22/2022 5.260% 10/15/2025	58768PAB0	AAA	Aaa	11/15/22	11/22/22	12,249,217.23	5.26	28,637.78	12,249,313.41	12,241,780.25
HAROT 2023-1 A2	02/24/2023 4.980% 10/21/2025	43815JAB9	NR	Aaa	02/16/23	02/24/23	5,999,639.40	4.98	8,300.00	5,999,652.78	5,996,483.40
TAOT 2021-B A3	06/14/2021 0.260% 11/17/2025	89190GAC1	AAA	NR	06/08/21	06/14/21	31,689,533.86	0.26	3,662.30	31,690,918.61	30,576,693.06
HART 2022-C A2A	11/09/2022 5.350% 11/17/2025	44933DAB7	AAA	NR	11/01/22	11/09/22	37,497,678.75	5.35	89,166.67	37,497,979.42	37,436,167.50
BMWLT 2023-1 A3	02/15/2023 5.160% 11/25/2025	05593AAC3	AAA	Aaa	02/07/23	02/15/23	6,149,853.63	5.16	5,289.00	6,149,860.13	6,137,900.49
MBART 2023-1 A2	01/25/2023 5.090% 01/15/2026	58770AAB9	AAA	NR	01/18/23	01/25/23	3,299,886.15	5.09	7,465.33	3,299,893.07	3,294,462.60



## Managed Account Detail of Securities Held

For the Month Ending March 31, 2023

SAN BERNARDINO COUNTY - 76990800

Security Type/Description	Dated Date/Coupon/Maturity	CUSIP	S&P Rating	Moody's Rating	Trade Date	Settle Date	Original Cost	YTM at Cost	Accrued Interest	Amortized Cost	Market Value
<b>Asset-Backed Security</b>											
TAOT 2023-A A2	DTD 01/30/2023 5.050% 01/15/2026	891940AB4	AAA	NR	01/24/23	01/30/23	6,999,717.20	5.05	15,711.11	6,999,733.16	6,984,453.00
TAOT 2021-C A3	DTD 09/27/2021 0.430% 01/15/2026	89239BAC5	AAA	Aaa	09/21/21	09/27/21	11,999,043.60	0.43	2,293.33	11,999,379.04	11,493,276.00
HART 2021-B A3	DTD 07/28/2021 0.380% 01/15/2026	44934KAC8	AAA	NR	07/20/21	07/28/21	16,425,214.44	0.39	2,774.65	16,426,574.13	15,839,230.57
TAOT 2022-D A2A	DTD 11/08/2022 5.270% 01/15/2026	89239HAB4	NR	Aaa	11/01/22	11/08/22	23,999,733.60	5.27	56,213.33	23,999,766.56	24,033,523.20
HAROT 2021-4 A3	DTD 11/24/2021 0.880% 01/21/2026	43815GAC3	NR	Aaa	11/16/21	11/24/21	7,748,366.30	0.89	1,894.44	7,748,896.53	7,394,661.73
JDOT 2021-B A3	DTD 07/21/2021 0.520% 03/16/2026	47789OAC4	NR	Aaa	07/13/21	07/21/21	13,498,795.80	0.52	3,120.00	13,499,234.53	12,896,390.70
JDOT 2023-A A2	DTD 03/02/2023 5.280% 03/16/2026	47800CAB2	NR	Aaa	02/22/23	03/02/23	24,999,122.50	5.28	106,333.34	24,999,146.22	25,075,537.50
TAOT 2021-D A3	DTD 11/15/2021 0.710% 04/15/2026	89238JAC9	AAA	NR	11/09/21	11/15/21	6,999,850.90	0.71	2,208.89	6,999,897.33	6,674,024.00
HART 2021-C A3	DTD 11/17/2021 0.740% 05/15/2026	44935FAD6	AAA	NR	11/09/21	11/17/21	5,498,772.40	0.75	1,808.89	5,499,146.67	5,250,730.10
TAOT 2022-A A3	DTD 01/31/2022 1.230% 06/15/2026	89239KAC5	NR	Aaa	01/25/22	01/31/22	4,249,277.50	1.23	2,323.33	4,249,469.90	4,056,804.35
MBART 2021-1 A3	DTD 09/22/2021 0.460% 06/15/2026	58772WAC7	AAA	Aaa	09/15/21	09/22/21	20,997,253.20	0.46	4,293.33	20,998,137.52	20,144,997.60
BMWOT 2022-A A3	DTD 05/18/2022 3.210% 08/25/2026	05602RAD3	AAA	Aaa	05/10/22	05/18/22	13,999,272.00	3.21	7,490.00	13,999,420.40	13,625,389.40
TAOT 2022-B A3	DTD 04/13/2022 2.930% 09/15/2026	89238FAD5	AAA	Aaa	04/07/22	04/13/22	11,999,719.20	2.93	15,626.67	11,999,780.54	11,635,041.60
JDOT 2022-A A3	DTD 03/16/2022 2.320% 09/16/2026	47787JAC2	NR	Aaa	03/10/22	03/16/22	7,998,230.40	2.33	8,248.89	7,998,640.26	7,734,668.00



## Managed Account Detail of Securities Held

For the Month Ending March 31, 2023

SAN BERNARDINO COUNTY - 76990800

Security Type/Description	Dated Date/Coupon/Maturity	CUSIP	S&P Rating	Moody's Rating	Trade Date	Settle Date	Original Cost	YTM at Cost	Accrued Interest	Amortized Cost	Market Value
<b>Asset-Backed Security</b>											
HART 2022-B A3	DTD 07/20/2022 3.720% 11/16/2026	44918MAD2	AAA	NR	07/12/22	07/20/22	10,999,995.60	3.72	18,186.67	10,999,996.31	10,761,991.90
JDOT 2022-B A3	DTD 07/20/2022 3.740% 02/16/2027	47800AAC4	NR	Aaa	07/12/22	07/20/22	8,599,178.70	3.74	14,295.11	8,599,303.96	8,437,492.68
HAROT 2023-1 A3	DTD 02/24/2023 5.040% 04/21/2027	43815JAC7	NR	Aaa	02/16/23	02/24/23	6,498,792.30	5.05	9,100.00	6,498,820.96	6,544,963.75
AMXCA 2022-2 A	DTD 05/24/2022 3.390% 05/17/2027	02582JIT8	AAA	NR	05/17/22	05/24/22	19,995,576.00	3.39	30,133.33	19,996,334.82	19,523,888.00
JDOT 2022-C A3	DTD 10/19/2022 5.090% 06/15/2027	47800BAC2	NR	Aaa	10/12/22	10/19/22	28,958,752.63	5.09	65,516.22	28,958,969.44	29,094,000.50
HART 2022-C A3	DTD 11/09/2022 5.390% 06/15/2027	44933DAD3	AAA	NR	11/01/22	11/09/22	48,499,767.20	5.39	116,184.44	48,499,787.03	48,995,383.85
MBART 2022-1 A3	DTD 11/22/2022 5.210% 08/16/2027	58768PAC8	AAA	Aaa	11/15/22	11/22/22	20,495,945.10	5.21	47,468.89	20,496,250.16	20,713,718.65
TAOT 2023-A A3	DTD 01/30/2023 4.630% 09/15/2027	891940AC2	AAA	NR	01/24/23	01/30/23	12,999,993.50	4.63	26,751.11	12,999,993.73	12,982,819.20
TAOT 2022-D A3	DTD 11/08/2022 5.300% 09/15/2027	89239HAD0	NR	Aaa	11/01/22	11/08/22	70,493,041.65	5.30	166,066.67	70,493,607.11	71,496,129.75
AMXCA 2022-4 A	DTD 11/03/2022 4.950% 10/15/2027	02582JIX9	AAA	NR	10/27/22	11/03/22	32,998,363.20	4.95	72,600.00	32,998,498.17	33,435,101.70
MBART 2023-1 A3	DTD 01/25/2023 4.510% 11/15/2027	58770AAC7	AAA	NR	01/18/23	01/25/23	6,629,204.40	4.51	13,289.47	6,629,234.32	6,616,896.47
JDOT 2023-A A3	DTD 03/02/2023 5.010% 11/15/2027	47800CAC0	NR	Aaa	02/22/23	03/02/23	21,995,991.60	5.01	88,788.34	21,996,061.55	22,219,120.00
<b>Security Type Sub-Total</b>							<b>707,107,172.60</b>	<b>3.66</b>	<b>1,176,100.50</b>	<b>707,150,463.78</b>	<b>701,236,435.11</b>
<b>Managed Account Sub-Total</b>							<b>12,739,486,554.89</b>	<b>3.12</b>	<b>48,134,937.37</b>	<b>12,779,205,969.16</b>	<b>12,573,355,712.03</b>



**Managed Account Detail of Securities Held**

For the Month Ending **March 31, 2023**

SAN BERNARDINO COUNTY - 76990800

Securities Sub-Total	\$12,952,053,539.29	\$12,739,486,554.89	3.12%	\$48,134,937.37	\$12,779,205,969.16	\$12,573,355,712.03
Accrued Interest				\$48,134,937.37		
Total Investments				\$12,621,490,649.40		



## Managed Account Fair Market Value & Analytics

For the Month Ending March 31, 2023

SAN BERNARDINO COUNTY - 76990800

Security Type/Description	Dated Date/Coupon/Maturity	CUSIP	Par	Broker	Next Call Date	Market Price	Market Value	Unreal G/L On Cost	Unreal G/L Amort Cost	Effective Duration	YTM at Mkt
<b>U.S. Treasury Bond / Note</b>											
US TREASURY NOTES	DTD 05/31/2016 1.625% 05/31/2023	912828R69	50,000,000.00	DEUTSCHE		99.50	49,750,000.00	1,091,796.87	(196,824.43)	0.17	4.61
US TREASURY NOTES	DTD 06/30/2016 1.375% 06/30/2023	912828S35	25,000,000.00	MIZUHO		99.17	24,792,970.00	91,798.12	(186,747.55)	0.25	4.69
US TREASURY NOTES	DTD 06/30/2016 1.375% 06/30/2023	912828S35	50,000,000.00	WELLSFAR		99.17	49,585,940.00	1,462,893.12	(304,934.82)	0.25	4.69
US TREASURY NOTES	DTD 07/02/2018 2.625% 06/30/2023	9128284U1	50,000,000.00	SOC GEN		99.50	49,750,000.00	(884,765.63)	(287,000.59)	0.25	4.61
US TREASURY NOTES	DTD 06/30/2016 1.375% 06/30/2023	912828S35	100,000,000.00	SOC GEN		99.17	99,171,880.00	3,136,723.75	(595,804.94)	0.25	4.69
US TREASURY NOTES	DTD 08/01/2016 1.250% 07/31/2023	912828S92	100,000,000.00	BNP		98.81	98,812,500.00	2,546,875.00	(902,594.97)	0.34	4.82
US TREASURY NOTES	DTD 08/31/2016 1.375% 08/31/2023	912828D1	100,000,000.00	MORGANST		98.63	98,625,000.00	2,062,500.00	(1,051,670.79)	0.42	4.74
US TREASURY NOTES	DTD 09/15/2020 0.125% 09/15/2023	91282CAK7	100,000,000.00	WELLS_F		97.97	97,968,750.00	1,332,031.25	(760,507.99)	0.46	4.67
US TREASURY NOTES	DTD 02/28/2017 2.125% 02/29/2024	912828W48	75,000,000.00	WELLS_F		97.69	73,265,625.00	(2,387,695.31)	(2,037,022.69)	0.91	4.73
US TREASURY NOTES	DTD 05/15/2014 2.500% 05/15/2024	912828WJ5	50,000,000.00	BNP		97.77	48,882,810.00	(3,179,690.00)	(1,618,152.68)	1.11	4.56
US TREASURY NOTES	DTD 05/15/2014 2.500% 05/15/2024	912828WJ5	50,000,000.00	WELLSFAR		97.77	48,882,810.00	(2,728,518.13)	(1,529,577.35)	1.11	4.56
US TREASURY N/B NOTES	DTD 05/15/2021 0.250% 05/15/2024	91282CCC3	75,000,000.00	RBC		95.34	71,507,812.50	(1,435,546.88)	(2,446,005.55)	1.12	4.54
US TREASURY NOTES	DTD 05/31/2017 2.000% 05/31/2024	912828XT2	50,000,000.00	BARCLAY		97.16	48,578,125.00	(1,248,046.88)	(1,329,427.09)	1.15	4.53
US TREASURY NOTES	DTD 06/30/2017 2.000% 06/30/2024	912828XX3	50,000,000.00	DAIWA		97.00	48,500,000.00	(2,386,718.75)	(1,732,515.09)	1.24	4.49
US TREASURY NOTES	DTD 06/30/2017 2.000% 06/30/2024	912828XX3	50,000,000.00	MORGANST		97.00	48,500,000.00	(2,517,578.13)	(1,772,469.54)	1.24	4.49
US TREASURY NOTES	DTD 06/30/2017 2.000% 06/30/2024	912828XX3	50,000,000.00	RBC		97.00	48,500,000.00	(2,435,546.88)	(1,750,946.69)	1.24	4.49
US TREASURY NOTES	DTD 06/30/2019 1.750% 06/30/2024	9128286Z8	50,000,000.00	MORGANST		96.72	48,359,375.00	(1,814,453.13)	(1,688,317.92)	1.24	4.47



## Managed Account Fair Market Value & Analytics

For the Month Ending March 31, 2023

SAN BERNARDINO COUNTY - 76990800

Security Type/Description	Dated Date/Coupon/Maturity	CUSIP	Par	Broker	Next Call Date	Market Price	Market Value	Unreal G/L On Cost	Unreal G/L Amort Cost	Effective Duration	YTM at Mkt
<b>U.S. Treasury Bond / Note</b>											
US TREASURY NOTES	DTD 06/30/2019 1.750% 06/30/2024	912828628	50,000,000.00	BARCLAY		96.72	48,359,375.00	(1,341,796.88)	(1,476,844.20)	1.24	4.47
US TREASURY NOTES	DTD 06/30/2019 1.750% 06/30/2024	912828628	50,000,000.00	STIFEL		96.72	48,359,375.00	(382,812.50)	(873,830.21)	1.24	4.47
US TREASURY N/B NOTES	DTD 07/15/2021 0.375% 07/15/2024	91282CCL3	100,000,000.00	PIPER S		94.95	94,953,120.00	273,432.50	(1,701,262.93)	1.29	4.43
US TREASURY NOTES	DTD 07/31/2017 2.125% 07/31/2024	9128282N9	50,000,000.00	TOR DOM		97.03	48,515,625.00	(2,958,984.38)	(1,893,568.60)	1.32	4.43
US TREASURY NOTES	DTD 07/31/2017 2.125% 07/31/2024	9128282N9	50,000,000.00	PIPER S		97.03	48,515,625.00	(914,062.50)	(1,156,462.15)	1.32	4.43
US TREASURY NOTES	DTD 07/31/2017 2.125% 07/31/2024	912828Y87	50,000,000.00	DAIWA		96.55	48,273,440.00	(50,778.75)	(677,581.25)	1.32	4.44
US TREASURY NOTES	DTD 07/31/2019 1.750% 07/31/2024	912828D56	50,000,000.00	BNP		97.33	48,664,060.00	(615,236.88)	(880,281.35)	1.36	4.39
US TREASURY NOTES	DTD 08/15/2014 2.375% 08/15/2024	912828YE4	50,000,000.00	BOFA		95.75	47,875,000.00	(1,837,890.63)	(1,965,597.37)	1.41	4.38
US TREASURY NOTES	DTD 08/31/2019 1.250% 08/31/2024	912828YE4	50,000,000.00	RBC		95.75	47,875,000.00	(1,542,968.75)	(1,799,765.71)	1.41	4.38
US TREASURY NOTES	DTD 08/31/2019 1.250% 08/31/2024	912828YH7	50,000,000.00	TOR DOM		95.91	47,953,125.00	(1,730,468.75)	(1,865,693.57)	1.49	4.35
US TREASURY NOTES	DTD 09/30/2019 1.500% 09/30/2024	912828YH7	50,000,000.00	BNP		95.91	47,953,125.00	(730,468.75)	(1,253,265.95)	1.49	4.35
US TREASURY N/B NOTES	DTD 10/15/2021 0.625% 10/15/2024	91282CDB4	75,000,000.00	MORGANS		94.56	70,921,875.00	(1,872,070.31)	(2,770,747.33)	1.53	4.31
US TREASURY N/B NOTES	DTD 11/15/2021 0.750% 11/15/2024	91282CDH1	75,000,000.00	DAIWA		94.52	70,886,715.00	(703,128.75)	(2,007,637.59)	1.61	4.28
US TREASURY NOTES	DTD 01/31/2020 1.375% 01/31/2025	912828Z52	50,000,000.00	BAML		95.16	47,578,125.00	(3,267,578.13)	(2,898,337.47)	1.82	4.14
US TREASURY NOTES	DTD 02/17/2015 2.000% 02/15/2025	912828J27	50,000,000.00	MIZUHO		96.13	48,062,500.00	(2,513,671.88)	(2,147,295.07)	1.85	4.16
US TREASURY N/B NOTES	DTD 02/15/2022 1.500% 02/15/2025	91282CDZ1	50,000,000.00	BARCLAY		95.25	47,625,000.00	(2,142,578.13)	(2,227,369.07)	1.86	4.15
US TREASURY NOTES	DTD 05/15/2015 2.125% 05/15/2025	912828XB1	50,000,000.00	BMO		96.13	48,062,500.00	(3,046,875.00)	(2,371,068.14)	2.07	4.05



## Managed Account Fair Market Value & Analytics

For the Month Ending March 31, 2023

SAN BERNARDINO COUNTY - 76990800

Security Type/Description	Dated Date/Coupon/Maturity	CUSIP	Par	Broker	Next Call Date	Market Price	Market Value	Unreal G/L On Cost	Unreal G/L Amort Cost	Effective Duration	YTM at Mkt
<b>U.S. Treasury Bond / Note</b>											
US TREASURY N/B NOTES	DTD 05/15/2022 2.750% 05/15/2025	91282CEQ0	50,000,000.00	BOFA		97.36	48,679,690.00	(972,653.75)	(1,068,502.90)	2.06	4.06
US TREASURY NOTES	DTD 05/31/2020 0.250% 05/31/2025	91282ZT0	50,000,000.00	CITI		92.27	46,132,810.00	(2,535,158.75)	(3,046,600.66)	2.16	4.01
US TREASURY NOTES	DTD 06/30/2020 0.250% 06/30/2025	91282ZRW3	50,000,000.00	TOR DOM		92.16	46,078,125.00	(2,527,343.75)	(3,050,558.29)	2.25	3.92
US TREASURY NOTES	DTD 06/30/2020 0.250% 06/30/2025	91282ZRW3	50,000,000.00	BOFA		92.16	46,078,125.00	(2,087,890.63)	(2,719,238.28)	2.25	3.92
US TREASURY NOTES	DTD 06/30/2020 0.250% 06/30/2025	91282ZRW3	50,000,000.00	RBC		92.16	46,078,125.00	83,984.37	(974,912.15)	2.25	3.92
US TREASURY NOTES	DTD 06/30/2020 0.250% 06/30/2025	91282ZRW3	75,000,000.00	MORGANS		92.16	69,117,187.50	(2,941,406.25)	(3,950,896.88)	2.25	3.92
US TREASURY NOTES	DTD 06/30/2020 0.250% 06/30/2025	91282ZRW3	75,000,000.00	MIZUHO		92.16	69,117,187.50	(2,859,375.00)	(3,889,043.67)	2.25	3.92
US TREASURY NOTES	DTD 07/31/2020 0.250% 07/31/2025	91282CAB7	50,000,000.00	PIPER J		91.81	45,906,250.00	(2,564,453.13)	(3,125,005.81)	2.33	3.95
US TREASURY NOTES	DTD 07/31/2020 0.250% 07/31/2025	91282CAB7	50,000,000.00	BARCLAY		91.81	45,906,250.00	(2,576,171.88)	(3,132,429.14)	2.33	3.95
US TREASURY NOTES	DTD 08/31/2020 0.250% 08/31/2025	91282CA0	50,000,000.00	DAIWA		91.61	45,804,690.00	(2,054,685.00)	(2,763,361.61)	2.41	3.92
US TREASURY NOTES	DTD 08/31/2020 0.250% 08/31/2025	91282CA0	50,000,000.00	CITIGRP		91.61	45,804,690.00	324,221.25	(755,011.64)	2.41	3.92
US TREASURY NOTES	DTD 08/31/2020 0.250% 08/31/2025	91282CA0	75,000,000.00	CITIGRP		91.61	68,707,035.00	(2,062,496.25)	(3,349,305.50)	2.41	3.92
US TREASURY NOTES	DTD 09/30/2020 0.250% 09/30/2025	91282CAM3	50,000,000.00	WELLS_F		91.52	45,757,810.00	(1,193,361.88)	(2,092,707.32)	2.49	3.84
US TREASURY NOTES	DTD 10/31/2020 0.250% 10/31/2025	91282CAT8	50,000,000.00	MORGANS		91.16	45,578,125.00	(210,937.50)	(1,373,466.26)	2.57	3.88
US TREASURY NOTES	DTD 10/31/2020 0.250% 10/31/2025	91282CAT8	50,000,000.00	BK AMER		91.16	45,578,125.00	1,490,234.37	521,465.34	2.57	3.88
US TREASURY NOTES	DTD 10/31/2020 0.250% 10/31/2025	91282CBH3	50,000,000.00	RBC		90.78	45,390,625.00	1,257,812.50	401,677.14	2.82	3.84
US TREASURY NOTES	DTD 01/31/2021 0.375% 01/31/2026	91282CBH3	50,000,000.00	BNP DIR		90.78	45,390,625.00	1,433,593.75	577,464.79	2.82	3.84
US TREASURY NOTES	DTD 01/31/2021 0.375% 01/31/2026	91282CBH3	50,000,000.00	BNP DIR		90.78	45,390,625.00	1,433,593.75	577,464.79	2.82	3.84





## Managed Account Fair Market Value & Analytics

For the Month Ending **March 31, 2023**

SAN BERNARDINO COUNTY - 76990800

Security Type/Description	Dated Date/Coupon/Maturity	CUSIP	Par	Broker	Next Call Date	Market Price	Market Value	Unreal G/L On Cost	Unreal G/L Amort Cost	Effective Duration	YTM at Mkt
<b>U.S. Treasury Bond / Note</b>											
US TREASURY NOTES	DTD 01/31/2021 0.375% 01/31/2026	91282CBH3	50,000,000.00	JPMCHAS		90.78	45,390,625.00	824,218.75	403,272.48	2.82	3.84
US TREASURY NOTES	DTD 02/28/2021 0.500% 02/28/2026	91282CBQ3	50,000,000.00	BNP DIR		90.88	45,437,500.00	1,664,062.50	858,991.41	2.90	3.84
US TREASURY N/B NOTES	DTD 05/31/2021 0.750% 05/31/2026	91282CCF6	50,000,000.00	STIFEL		90.95	45,476,560.00	1,251,950.62	462,632.86	3.13	3.81
US TREASURY NOTES	DTD 05/31/2019 2.125% 05/31/2026	9128286X3	50,000,000.00	BARCLAY		95.03	47,515,625.00	1,216,796.87	791,700.56	3.06	3.80
US TREASURY N/B NOTES	DTD 06/30/2021 0.875% 06/30/2026	91282CCJ8	50,000,000.00	BAML		91.19	45,593,750.00	621,093.75	429,459.40	3.20	3.78
US TREASURY N/B NOTES	DTD 06/30/2021 0.875% 06/30/2026	91282CCJ8	50,000,000.00	DAIWA		91.19	45,593,750.00	738,281.25	550,219.59	3.20	3.78
US TREASURY NOTES	DTD 05/15/2017 2.375% 05/15/2027	912828X88	50,000,000.00	CITIGRP		94.97	47,484,375.00	1,425,781.25	994,325.54	3.91	3.70
US TREASURY NOTES	DTD 05/15/2017 2.375% 05/15/2027	912828X88	50,000,000.00	BARCLAY		94.97	47,484,375.00	1,152,343.75	815,873.47	3.91	3.70
US TREASURY NOTES	DTD 06/30/2020 0.500% 06/30/2027	912828ZV5	50,000,000.00	BAML		87.58	43,789,060.00	1,666,013.12	971,396.44	4.20	3.68
US TREASURY NOTES	DTD 07/31/2020 0.375% 07/31/2027	91282CAD3	50,000,000.00	TD SEC		86.86	43,429,690.00	1,570,315.00	713,891.78	4.30	3.68
US TREASURY NOTES	DTD 08/15/2017 2.250% 08/15/2027	9128282R0	50,000,000.00	JEFFERI		94.33	47,164,060.00	1,874,997.50	1,475,445.21	4.18	3.66
<b>Security Type Sub-Total</b>			<b>3,500,000,000.00</b>				<b>3,319,332,027.50</b>	<b>(40,662,113.25)</b>	<b>(75,480,352.74)</b>	<b>1.78</b>	<b>4.23</b>

<b>Supra-National Agency Bond / Note</b>											
INTL BK OF RECON AND DEV NOTE	DTD 04/20/2021 0.125% 04/20/2023	459058JV6	75,000,000.00	WELLS_F		99.76	74,820,075.00	(24,675.00)	(175,884.25)	0.06	4.45
INTER-AMERICAN DEVEL BK NOTES	DTD 04/24/2020 0.500% 05/24/2023	4581X0DM7	20,000,000.00	RBC CAP		99.40	19,879,480.00	(113,720.00)	(120,199.64)	0.15	4.54
INTER-AMERICAN DEVELOPMENT BANK NOTE	DTD 10/04/2013 3.000% 10/04/2023	4581X0CC0	25,000,000.00	BMO		99.06	24,764,575.00	(715,425.00)	(289,273.01)	0.50	4.89





## Managed Account Fair Market Value & Analytics

For the Month Ending **March 31, 2023**

SAN BERNARDINO COUNTY - 76990800

Security Type/Description	Dated Date/Coupon/Maturity	CUSIP	Par	Broker	Next Call Date	Market Price	Market Value	Unreal G/L On Cost	Unreal G/L Amort Cost	Effective Duration	YTM at Mkt
<b>Supra-National Agency Bond / Note</b>											
INTL BK RECON & DEVELOP NOTES		459058JM6	25,000,000.00	TD		97.11	24,278,350.00	(667,900.00)	(710,016.44)	0.65	4.81
DTD 11/24/2020 0.250% 11/24/2023											
INTL BK RECON & DEVELOP NOTES		45906M3C3	13,000,000.00	BOFA		97.71	12,702,235.00	(287,625.00)	(292,736.67)	0.99	4.63
DTD 03/29/2022 2.250% 03/28/2024											
INTL BANK OF RECON AND DEV SN (FLOATER)		45906M2B6	10,000,000.00	BMO		100.27	10,027,480.00	27,480.00	27,480.00	0.01	5.18
DTD 06/16/2020 5.260% 06/17/2024											
INTER-AMERICAN DEVEL BK NOTES		4581X0EE4	60,000,000.00	BMO		98.60	59,158,380.00	(835,620.00)	(837,868.97)	1.23	4.41
DTD 07/01/2022 3.250% 07/01/2024											
INTL FINANCE CORP CORPORATE NOTES		45950KDA5	20,000,000.00	TOR DOM		99.32	19,863,400.00	(128,800.00)	(130,209.12)	2.37	3.92
DTD 09/15/2022 3.625% 09/15/2025											
<b>Security Type Sub-Total</b>			<b>248,000,000.00</b>				<b>245,493,975.00</b>	<b>(2,746,285.00)</b>	<b>(2,528,708.10)</b>	<b>0.68</b>	<b>4.52</b>

**Repurchase Agreement**

CANTOR FITZGERALD REPO AGRMT		RE1361485	100,000,000.00	CANTFIT		100.00	99,999,750.00	(250.00)	(250.00)	0.01	4.85
DTD 03/31/2023 4.820% 04/03/2023											

**Security Type Sub-Total**

**100,000,000.00**      **99,999,750.00**      **(250.00)**      **(250.00)**      **0.01**      **4.85**

**NOW Account**

BANK OF THE WEST MONEY MARKET FUND		BKOFWEST7	1,000,000.00	DIRECT		1.00	1,000,000.00	0.00	0.00	0.00	2.97
<b>Security Type Sub-Total</b>			<b>1,000,000.00</b>				<b>1,000,000.00</b>	<b>0.00</b>	<b>0.00</b>	<b>0.00</b>	<b>2.97</b>

**Money Market Mutual Fund**

NORTHERN TRUST INST GOVT SELECT 848		665278701	1,000,000.00			1.00	1,000,000.00	0.00	0.00	0.00	4.70
MORGAN STANLEY LIQ GOVT-INST FUND		61747C707	1,000,000.00			1.00	1,000,000.00	0.00	0.00	0.00	4.73
FEDERATED GOVT OBLIGATIONS FUND		608919718	1,000,000.00			1.00	1,000,000.00	0.00	0.00	0.00	4.65
FIDELITY GOVT MM FUND 2642		31607A703	520,000,000.00			1.00	520,000,000.00	0.00	0.00	0.00	4.72
<b>Security Type Sub-Total</b>			<b>523,000,000.00</b>				<b>523,000,000.00</b>	<b>0.00</b>	<b>0.00</b>	<b>0.00</b>	<b>4.72</b>

**Joint Powers Authority**



## Managed Account Fair Market Value & Analytics

For the Month Ending **March 31, 2023**

SAN BERNARDINO COUNTY - 76990800

Security Type/Description	Dated Date/Coupon/Maturity	CUSIP	Par	Broker	Next Call Date	Market Price	Market Value	Unreal G/L On Cost	Unreal G/L Amort Cost	Effective Duration	YTM at Mkt
<b>Joint Powers Authority</b>											
INVESTMENT TRUST OF CALIFORNIA	CALTRUST3		10,000,000.00	DIRECT		1.00	10,000,000.00	0.00	0.00	0.00	4.79
CALIFORNIA ASSET MANAGEMENT PROGRAM	CAMPMF025		30,000,000.00	DIRECT		1.00	30,000,000.00	0.00	0.00	0.00	4.92
CALIFORNIA ASSET MANAGEMENT PROGRAM	CAMPMF025		39,000,000.00	DIRECT		1.00	39,000,000.00	0.00	0.00	0.00	4.92
CALIFORNIA ASSET MANAGEMENT PROGRAM	CAMPMF025		40,000,000.00	DIRECT		1.00	40,000,000.00	0.00	0.00	0.00	4.92
CALIFORNIA ASSET MANAGEMENT PROGRAM	CAMPMF025		76,000,000.00	DIRECT		1.00	76,000,000.00	0.00	0.00	0.00	4.92
CALIFORNIA ASSET MANAGEMENT PROGRAM	CAMPMF025		99,000,000.00	DIRECT		1.00	99,000,000.00	0.00	0.00	0.00	4.92
CALIFORNIA ASSET MANAGEMENT PROGRAM	CAMPMF025		120,000,000.00	DIRECT		1.00	120,000,000.00	0.00	0.00	0.00	4.92
CALIFORNIA ASSET MANAGEMENT PROGRAM	CAMPMF025		150,000,000.00	DIRECT		1.00	150,000,000.00	0.00	0.00	0.00	4.92
<b>Security Type Sub-Total</b>			<b>564,000,000.00</b>				<b>564,000,000.00</b>	<b>0.00</b>	<b>0.00</b>	<b>0.00</b>	<b>4.92</b>
<b>Federally Insured Cash Account</b>											
STONECASTLE FICA	FICAMF003		25,000,000.00			1.00	25,000,000.00	0.00	0.00	0.00	4.60
<b>Security Type Sub-Total</b>			<b>25,000,000.00</b>				<b>25,000,000.00</b>	<b>0.00</b>	<b>0.00</b>	<b>0.00</b>	<b>4.60</b>
<b>Federal Agency Discount Note</b>											
FED HOME LN DISCOUNT NT DISC NOTES DTD 04/20/2022 0.000% 04/20/2023	313384EP0		100,000,000.00	LOOP CA		99.74	99,737,358.20	1,152,997.09	(24,614.02)	0.06	4.74
FED HOME LN DISCOUNT NT DISC NOTES DTD 05/19/2022 0.000% 05/19/2023	313384FU8		75,000,000.00	ACADEMY		99.34	74,507,135.25	796,666.50	(34,364.75)	0.14	4.86
FED HOME LN DISCOUNT NT DISC NOTES DTD 06/02/2022 0.000% 06/02/2023	313384GJ2		50,000,000.00	CHASE		99.15	49,574,035.10	530,118.43	(28,131.57)	0.18	4.91
FED FARM CRD DISCOUNT NT DISC NOTES DTD 12/29/2022 0.000% 09/01/2023	313312LDO		75,000,000.00	LOOP CA		97.90	73,426,350.90	804,350.90	(94,649.10)	0.44	5.01
<b>Security Type Sub-Total</b>			<b>300,000,000.00</b>				<b>297,244,879.45</b>	<b>3,284,132.92</b>	<b>(181,759.44)</b>	<b>0.19</b>	<b>4.87</b>



## Managed Account Fair Market Value & Analytics

For the Month Ending **March 31, 2023**

**SAN BERNARDINO COUNTY - 76990800**

Security Type/Description	Dated Date/Coupon/Maturity	CUSIP	Par	Broker	Next Call Date	Market Price	Market Value	Unreal G/L On Cost	Unreal G/L Amort Cost	Effective Duration	YTM at Mkt
<b>Federal Agency Commercial Mortgage-Backed Security</b>											
FHMS K033 A2	DTD 10/01/2013 3.060% 07/01/2023	3137B4WB8	2,510,564.31	CANTFIT		99.37	2,494,566.41	(176,142.52)	(31,427.46)	0.25	5.59
FHMS K034 A2	DTD 11/01/2013 3.531% 07/01/2023	3137B5JM6	22,506,683.25	MORGANS		99.33	22,355,437.89	(358,728.84)	(358,728.84)	0.24	6.22
FHLMC MULTIFAMILY STRUCTURED P	DTD 11/01/2016 2.454% 08/01/2023	3137BSPW7	22,824,436.16	CANTFIT		99.06	22,610,638.98	(162,085.57)	(196,653.66)	0.26	5.27
FHLMC SERIES K037 A2	DTD 03/01/2014 3.490% 01/01/2024	3137B7YY9	59,843,000.00	JPMCHAS		98.69	59,056,962.20	(1,473,297.25)	(1,096,376.63)	0.74	5.27
FHMS K039 A2	DTD 09/01/2014 3.303% 07/01/2024	3137BDCW4	25,000,000.00	LOOP		97.92	24,479,540.75	(378,857.69)	(429,315.71)	1.11	5.02
FHMS KMP1 A2	DTD 09/01/2017 2.982% 08/01/2024	3137FATE8	50,000,000.00	JPMCHAS		97.57	48,784,219.00	(5,239,218.50)	(2,787,788.61)	1.31	4.87
FHMS K729 A2	DTD 12/01/2017 3.136% 10/01/2024	3137FCM43	16,500,000.00	CANTFIT		97.73	16,125,807.23	(1,843,724.02)	(975,812.95)	1.37	4.70
FHMS K042 A2	DTD 01/28/2015 2.670% 12/01/2024	3137BEXT3	65,470,000.00	JPMCHAS		96.88	63,427,221.43	(978,891.07)	(978,891.07)	1.63	4.62
FHMS K045 A2	DTD 05/01/2015 3.023% 01/01/2025	3137BH1J1	22,691,951.50	MS		97.25	22,068,988.90	(2,861,133.59)	(1,594,959.62)	1.68	4.66
FHMS K046 A2	DTD 06/17/2015 3.205% 03/01/2025	3137BJP64	50,000,000.00	MS		97.23	48,614,938.00	241,891.12	241,891.12	1.82	4.72
FHMS K732 AM	DTD 06/28/2018 3.700% 05/01/2025	3137FG7G4	25,000,000.00	CANTFIT		97.99	24,496,467.00	(1,747,673.63)	(1,326,114.25)	2.00	4.72
FHMS K047 A2	DTD 07/30/2015 3.329% 05/01/2025	3137BKRJ1	75,000,000.00	MORGANS		97.49	73,117,038.00	(2,591,946.38)	(2,591,946.38)	1.93	4.59
FHMS K332 A1	DTD 11/01/2020 0.516% 06/01/2025	3137F72U8	471,388.74	JPM		96.73	455,976.85	(15,409.99)	(15,410.97)	1.11	2.06
FHLMC SERIES K049 A2	DTD 10/01/2015 3.010% 07/01/2025	3137BLMZ8	10,000,000.00	FHN		96.75	9,674,632.90	(349,585.85)	(342,588.39)	2.09	4.53
FHMS K733 A2	DTD 11/09/2018 3.750% 08/01/2025	3137FJXQ7	3,329,643.09	MORGANS		98.20	3,269,823.52	(344,790.19)	(237,509.58)	2.15	4.56
FHMS K050 A2	DTD 11/01/2015 3.334% 08/01/2025	3137BLW95	30,000,000.00	CANTFIT		97.35	29,203,994.40	(1,652,646.23)	(1,390,565.78)	2.24	4.53
FHMS K052 A1	DTD 12/01/2015 3.308% 09/01/2025	3137BM7C4	50,000,000.00	JPMCHAS		97.25	48,622,758.00	(1,810,835.75)	(1,696,390.11)	2.21	4.51



## Managed Account Fair Market Value & Analytics

For the Month Ending **March 31, 2023**

SAN BERNARDINO COUNTY - 76990800

Security Type/Description	Dated Date/Coupon/Maturity	CUSIP	Par	Broker	Next Call Date	Market Price	Market Value	Unreal G/L On Cost	Unreal G/L Amort Cost	Effective Duration	YTM at Mkt
<b>Federal Agency Commercial Mortgage-Backed Security</b>											
FHMS K726 A1	DTD 06/01/2017 2.700% 10/01/2025	3137BYLE8	25,000,000.00	INCAPIT		95.70	23,924,098.50	(2,939,182.75)	(2,130,414.85)	2.42	4.52
FHMS KJ23 A1	DTD 01/29/2019 3.683% 10/01/2025	3137FKSQ0	60,000,000.00	JPMCHAS		98.04	58,824,884.40	(6,406,365.60)	(4,222,510.44)	2.39	4.51
FRESB 2021-SB82 A5	DTD 01/01/2021 0.670% 11/01/2025	30318CAA5	1,150,379.73	PIPER J		100.00	1,150,379.73	(5,641.46)	(3,056.87)	2.56	0.67
FRESB 2021-SB82 A5	DTD 01/01/2021 0.670% 11/01/2025	30318CAA5	2,684,219.45	WELLS_F		100.00	2,684,219.45	(13,163.43)	(7,132.71)	2.56	0.67
FRESB 2021-SB83	DTD 02/01/2021 0.670% 01/01/2026	30318NAA1	3,451,804.76	JPMCHAS		100.00	3,451,804.76	(16,209.67)	(9,176.66)	2.73	0.67
FHMS K055 A2	DTD 06/22/2016 2.673% 03/01/2026	3137BPW21	83,500,000.00	MORGANS		95.33	79,600,329.56	(1,639,299.35)	(1,639,299.35)	2.80	4.38
FHMS KJ34 A1	DTD 07/01/2021 0.681% 06/01/2026	3137HILS3	4,119,388.73	JPMCHAS		94.02	3,872,913.47	(246,425.83)	(246,442.91)	1.94	2.65
FHMS K736 A2	DTD 09/01/2019 2.282% 07/01/2026	3137FNWX4	15,000,000.00	MORGANS		94.02	14,103,045.00	(1,455,939.38)	(1,296,421.86)	2.91	4.25
FHMS KJ21 A2	DTD 09/01/2018 3.700% 09/01/2026	3137FHGE7	10,198,163.57	CANTFIT		98.02	9,996,388.42	3,781.58	(13,686.98)	3.20	4.32
FHMS K729 A2	DTD 01/01/2020 2.525% 10/01/2026	3137FOXJ7	8,250,000.00	CANTFIT		94.24	7,774,916.99	(1,040,981.45)	(852,250.34)	3.34	4.30
FHMS KJ36 A1	DTD 12/01/2021 1.298% 12/01/2026	3137H4RZ5	1,711,347.83	MORGANS		91.98	1,574,140.89	(137,200.10)	(137,201.88)	2.49	3.64
FHMS K062 A2	DTD 02/01/2017 3.413% 12/01/2026	3137BUX60	10,000,000.00	MORGANS		96.87	9,687,269.90	(1,062,730.10)	(880,206.10)	3.44	4.34
FRESB 2022-SB97	DTD 04/01/2022 1.780% 02/01/2027	30311SAA7	21,786,098.62	WELLS_F		91.51	19,937,230.08	(985,441.89)	(1,155,555.73)	3.70	4.18
FHMS KJ39 A1	DTD 04/01/2022 2.750% 04/01/2027	3137H73W1	38,244,284.68	MORGANS		95.73	36,611,886.28	(1,626,088.08)	(1,627,293.54)	3.78	3.90
FHLMC MULTIFAMILY STRUCTURED P	DTD 07/01/2017 3.243% 04/01/2027	3137F1G44	50,000,000.00	JPMCHAS		96.16	48,079,829.50	(2,207,279.88)	(2,152,562.08)	3.74	4.29
FRESB 2022-SB103 ASF	DTD 10/01/2022 2.080% 06/01/2027	30329MAA0	8,477,627.72	WELLSFA		92.32	7,826,583.21	231,586.76	150,007.84	3.98	4.09



## Managed Account Fair Market Value & Analytics

For the Month Ending **March 31, 2023**

**SAN BERNARDINO COUNTY - 76990800**

Security Type/Description	Dated Date/Coupon/Maturity	CUSIP	Par	Broker	Next Call Date	Market Price	Market Value	Unreal G/L On Cost	Unreal G/L Amort Cost	Effective Duration	YTM at Mkt
<b>Federal Agency Commercial Mortgage-Backed Security</b>											
FHLMC MULTIFAMILY STRUCTURED P	DTD 08/01/2017 3.117% 06/01/2027	3137FLLJ3	36,557,817.00	TOR DOM		95.65	34,965,940.13	(3,139,871.93)	(2,813,260.22)	3.76	4.26
FHMS K068 A2	DTD 10/27/2017 3.244% 08/01/2027	3137FBBX3	81,306,000.00	CANTFIT		95.98	78,035,362.89	(1,949,414.61)	(1,949,414.61)	4.03	4.26
FHMS K739 A2	DTD 11/01/2020 1.336% 09/01/2027	3137F64P9	12,000,000.00	JPMCHAS		88.89	10,666,540.08	185,290.08	35,960.47	4.28	4.09
FHMS K740 A2	DTD 11/01/2020 1.470% 09/01/2027	3137F72B0	22,000,000.00	JPMCHAS		88.90	19,558,689.92	315,564.92	44,497.88	4.26	4.23
FRESB 2022-SB104 ASF	DTD 11/01/2022 2.600% 09/01/2027	30329QAA1	25,919,883.34	JPMCHAS		93.35	24,196,848.73	536,194.27	363,003.96	4.16	4.25
FHMS KGX1 AFX	DTD 12/01/2017 3.000% 10/01/2027	3137FCKD5	70,500,000.00	JPMCHAS		95.06	67,018,334.24	550,052.99	358,511.31	4.20	4.21
FHMS K072 A2	DTD 01/01/2018 3.444% 12/01/2027	3137FEBQ2	12,923,000.00	TOR DOM		96.53	12,474,176.97	(25,796.70)	(25,796.70)	4.30	4.27

**Security Type Sub-Total** **1,154,795,537.48** **1,113,152,724.94** **(46,846,366.12)** **(37,696,896.46)** **2.58** **4.51**

Security Type Bond / Note	Par	Broker	Next Call Date	Market Price	Market Value	Unreal G/L On Cost	Unreal G/L Amort Cost	Effective Duration	YTM at Mkt
<b>Federal Agency Bond / Note</b>									
FREDDIE MAC NOTES	50,000,000.00	CITIGRP		99.79	49,893,250.00	18,250.00	(104,581.05)	0.06	4.22
DTD 04/20/2020 0.375% 04/20/2023									
FREDDIE MAC NOTES	100,000,000.00	WELLS_F		99.60	99,597,700.00	(360,300.00)	(400,993.50)	0.10	4.52
DTD 05/07/2020 0.375% 05/05/2023									
FFCB NOTES	56,000,000.00	BARCLAY		99.51	55,725,712.00	(202,608.00)	(270,458.52)	0.11	4.55
DTD 05/10/2021 0.125% 05/10/2023									
FANNIE MAE NOTES	100,000,000.00	CITIGRP		99.37	99,366,300.00	(332,700.00)	(619,680.82)	0.15	4.66
DTD 05/22/2020 0.250% 05/22/2023									
FEDERAL HOME LOAN BANKS NOTES	50,000,000.00	LOOP CA		99.96	49,978,500.00	(21,500.00)	(21,500.00)	0.17	4.93
DTD 01/06/2023 4.730% 06/01/2023									
FFCB FLOATING NOTES	45,000,000.00	LOOP CA		100.05	45,023,310.00	23,310.00	23,310.00	0.00	5.14
DTD 06/09/2020 5.130% 06/09/2023									
FREDDIE MAC NOTES	23,000,000.00	TOR DOM		98.93	22,753,256.00	(179,584.00)	(241,469.33)	0.24	4.79
DTD 06/26/2020 0.250% 06/26/2023									
FEDERAL HOME LOAN BANKS NOTES	50,000,000.00	BREAN		99.93	49,964,000.00	(36,000.00)	(36,000.00)	0.26	4.96
DTD 12/16/2022 4.730% 07/03/2023									



## Managed Account Fair Market Value & Analytics

For the Month Ending March 31, 2023

SAN BERNARDINO COUNTY - 76990800

Security Type/Description	Dated Date/Coupon/Maturity	CUSIP	Par	Broker	Next Call Date	Market Price	Market Value	Unreal G/L On Cost	Unreal G/L Amort Cost	Effective Duration	YTM at Mkt
<b>Federal Agency Bond / Note</b>											
FEDERAL HOME LOAN BANK NOTES	DTD 12/12/2022 4.800% 07/03/2023	3130AU6Y5	75,000,000.00	PERSH		99.95	74,958,750.00	(41,250.00)	(41,250.00)	0.26	4.96
FEDERAL HOME LOAN BANKS NOTES	DTD 12/07/2022 4.800% 07/03/2023	3130AU4Z4	150,000,000.00	LOOP		99.95	149,917,500.00	(82,500.00)	(82,500.00)	0.26	4.96
FANNIE MAE NOTES	DTD 07/10/2020 0.250% 07/10/2023	3135G05G4	50,000,000.00	CITIGRP		98.75	49,373,050.00	(519,450.00)	(617,132.65)	0.28	4.82
FEDERAL HOME LOAN BANKS NOTES	DTD 12/07/2022 4.860% 08/01/2023	3130AU4C5	100,000,000.00	LOOP		99.96	99,959,900.00	(40,100.00)	(40,100.00)	0.34	4.94
FEDERAL HOME LOAN BANKS NOTES	DTD 12/19/2022 4.780% 08/01/2023	3130AUBU7	100,000,000.00	LOOP CA		99.93	99,934,300.00	(65,700.00)	(65,700.00)	0.34	4.94
FEDERAL HOME LOAN BANKS NOTES	DTD 12/27/2022 4.820% 08/01/2023	3130AUD27	100,000,000.00	BREAN		99.95	99,947,100.00	(52,900.00)	(52,900.00)	0.34	4.94
FEDERAL FARM CREDIT BANKS NOTES	DTD 08/14/2019 1.600% 08/14/2023	3133EKZK5	10,000,000.00	WELLSFAR		98.80	9,880,120.00	(166,980.00)	(124,277.30)	0.37	4.87
FREDDIE MAC NOTES	DTD 08/21/2020 0.250% 08/24/2023	3137EAEV7	45,000,000.00	CITIGRP		98.20	44,188,335.00	(765,765.00)	(805,603.52)	0.40	4.85
FEDERAL HOME LOAN BANK NOTES	DTD 09/10/2021 0.125% 08/28/2023	3130ANYM6	50,000,000.00	WELLS_F		98.10	49,048,900.00	(845,100.00)	(929,072.11)	0.42	4.79
FEDERAL HOME LOAN BANKS NOTES	DTD 12/01/2022 4.860% 09/01/2023	3130AU2L7	100,000,000.00	GREAT P		99.95	99,953,000.00	(47,000.00)	(47,000.00)	0.42	4.95
FREDDIE MAC NOTES	DTD 09/04/2020 0.250% 09/08/2023	3137EAEW5	32,000,000.00	WELLS_F		98.02	31,365,152.00	(624,288.00)	(633,310.60)	0.44	4.87
FREDDIE MAC NOTES	DTD 10/16/2020 0.125% 10/16/2023	3137EAEY1	64,000,000.00	WELLS_F		97.49	62,393,920.00	(1,367,360.00)	(1,562,914.19)	0.54	4.85
FREDDIE MAC NOTES	DTD 11/05/2020 0.250% 11/06/2023	3137EAEZ8	75,000,000.00	CITIGRP		97.31	72,983,700.00	(1,948,800.00)	(2,002,812.32)	0.60	4.85
FEDERAL HOME LOAN BANK NOTES	DTD 11/12/2021 0.500% 11/09/2023	3130APU29	35,000,000.00	MORGANS		97.42	34,097,035.00	(886,865.00)	(898,048.63)	0.61	4.85
FANNIE MAE NOTES	DTD 11/25/2020 0.250% 11/27/2023	3135G06H1	50,000,000.00	JPMCHAS		97.06	48,528,400.00	(1,414,600.00)	(1,459,129.63)	0.66	4.85
FREDDIE MAC NOTES	DTD 12/04/2020 0.250% 12/04/2023	3137EAF2	62,000,000.00	CITIGRP		96.98	60,125,430.00	(1,813,190.00)	(1,860,724.47)	0.68	4.84
FANNIE MAE NOTES	DTD 02/08/2019 2.500% 02/05/2024	3135G0V34	100,000,000.00	JPM_CHAS		98.06	98,059,300.00	(1,568,700.00)	(1,877,441.63)	0.84	4.86





## Managed Account Fair Market Value & Analytics

For the Month Ending **March 31, 2023**

**SAN BERNARDINO COUNTY - 76990800**

Security Type/Description Dated Date/Coupon/Maturity	CUSIP	Par	Broker	Next Call Date	Market Price	Market Value	Unreal G/L On Cost	Unreal G/L Amort Cost	Effective Duration	YTM at Mkt
<b>Federal Agency Bond / Note</b>										
FHLB BONDS	3130AFW94	50,000,000.00	BARCLAYS		98.02	49,008,750.00	(814,250.00)	(960,391.45)	0.86	4.85
DTD 02/15/2019 2.500% 02/13/2024										
FEDERAL HOME LOAN BANK NOTES	3130ARHG9	30,000,000.00	WELLS_F		97.62	29,285,340.00	(680,460.00)	(698,505.96)	0.91	4.83
DTD 03/25/2022 2.125% 02/28/2024										
FEDERAL HOME LOAN BANK NOTES	3130A0XES	50,000,000.00	CANTFIT		98.55	49,277,100.00	112,300.00	(181,918.18)	0.93	4.84
DTD 02/12/2014 3.250% 03/08/2024										
FHLMC (CALLABLE) NOTES	3134GVPP7	25,000,000.00	CANTFIT		95.73	23,932,525.00	(1,067,475.00)	(1,067,475.00)	1.08	4.67
DTD 04/29/2020 0.570% 04/29/2024										
FEDERAL FARM CREDIT BANK NOTES	3133ENWP1	40,000,000.00	CITIGRP		97.78	39,112,600.00	(833,400.00)	(857,038.85)	1.11	4.66
DTD 05/16/2022 2.625% 05/16/2024										
FHLMC (CALLABLE) NOTES	3134GVUY2	25,000,000.00	WELLS_F		95.46	23,864,850.00	(1,135,150.00)	(1,135,150.00)	1.13	4.65
DTD 05/20/2020 0.510% 05/20/2024										
FHLMC (CALLABLE) NOTES	3134GVXC7	25,000,000.00	INCAPIT		95.45	23,862,125.00	(1,137,875.00)	(1,137,875.00)	1.13	4.65
DTD 05/20/2020 0.500% 05/20/2024										
FEDERAL HOME LOAN BANK NOTES	3130ATVC8	50,000,000.00	MS		100.25	50,124,100.00	60,100.00	73,993.24	1.17	4.65
DTD 11/07/2022 4.875% 06/14/2024										
FEDERAL HOME LOAN BANK NOTES	3130ASDS5	50,000,000.00	FHN		97.75	48,875,550.00	(1,008,450.00)	(1,054,137.58)	1.22	4.63
DTD 06/10/2022 2.750% 06/28/2024										
FANNIE MAE NOTES	3135GOV75	25,000,000.00	CITI		96.55	24,136,550.00	(644,450.00)	(808,339.01)	1.24	4.61
DTD 07/08/2019 1.750% 07/02/2024										
FEDERAL HOME LOAN BANK NOTES	3130ASME6	25,000,000.00	CITIGRP		98.02	24,504,300.00	(447,200.00)	(464,914.77)	1.25	4.62
DTD 07/08/2022 3.000% 07/08/2024										
FEDERAL HOME LOAN BANK NOTES	3130A2UW4	25,000,000.00	WELLSFAR		97.75	24,437,875.00	(2,012,875.00)	(986,325.58)	1.43	4.49
DTD 08/15/2014 2.875% 09/13/2024										
FEDERAL HOME LOAN BANK NOTES	3130A2UW4	25,000,000.00	MORGANST		97.75	24,437,875.00	(1,995,450.00)	(981,692.57)	1.43	4.49
DTD 08/15/2014 2.875% 09/13/2024										
FEDERAL HOME LOAN BANK NOTES	3130AMVF6	23,630,000.00	TOR DOM	06/17/23	94.07	22,229,308.12	(14,319.78)	(24,608.26)	0.23	4.64
(CALLABLE)										
DTD 06/17/2021 0.405% 09/17/2024										
FEDERAL HOME LOAN BANK NOTES	3130AMVV1	41,600,000.00	TOR DOM	06/23/23	94.06	39,126,921.60	(15,350.40)	(33,388.77)	0.25	4.63
(CALLABLE)										
DTD 06/23/2021 0.430% 09/23/2024										
FEDERAL FARM CREDIT BANK NOTES	3133ENP79	50,000,000.00	MORGAN_		99.66	49,830,150.00	(165,850.00)	(166,873.26)	1.46	4.49
DTD 09/26/2022 4.250% 09/26/2024										





## Managed Account Fair Market Value & Analytics

For the Month Ending March 31, 2023

SAN BERNARDINO COUNTY - 76990800

Security Type/Description	Dated Date/Coupon/Maturity	CUSIP	Par	Broker	Next Call Date	Market Price	Market Value	Unreal G/L On Cost	Unreal G/L Amort Cost	Effective Duration	YTM at Mkt
<b>Federal Agency Bond / Note</b>											
FEDERAL HOME LOAN BANK NOTES	DTD 10/28/2022 4.500% 10/03/2024	3130ATT31	75,000,000.00	WELLS_F		100.06	75,044,025.00	125,775.00	107,827.05	1.45	4.46
FANNIE MAE NOTES	DTD 10/18/2019 1.625% 10/15/2024	3135G0W66	25,000,000.00	CITI		95.86	23,964,475.00	(992,775.00)	(1,022,329.69)	1.52	4.43
FEDERAL FARM CREDIT BANK NOTES	DTD 11/18/2022 4.500% 11/18/2024	3133ENZ94	50,000,000.00	DAIWA		100.07	50,034,400.00	87,400.00	77,566.44	1.57	4.45
FFCB NOTES	DTD 11/18/2021 0.875% 11/18/2024	3133ENEJ5	75,000,000.00	WELLS_F		94.55	70,908,825.00	(4,004,925.00)	(4,044,193.93)	1.62	4.37
FEDERAL HOME LOAN BANK NOTES	DTD 11/06/2014 2.750% 12/13/2024	3130A3GE8	10,000,000.00	JEFFERIE		97.44	9,744,320.00	(771,310.00)	(430,460.31)	1.66	4.32
FEDERAL HOME LOAN BANK NOTES	DTD 11/06/2014 2.750% 12/13/2024	3130A3GE8	25,000,000.00	INTL_FCS		97.44	24,360,800.00	(2,023,700.00)	(1,108,496.46)	1.66	4.32
FEDERAL HOME LOAN BANK NOTES	DTD 11/06/2014 2.750% 12/13/2024	3130A3GE8	25,000,000.00	WELLSFAR		97.44	24,360,800.00	(1,926,700.00)	(1,075,616.89)	1.66	4.32
FEDERAL HOME LOAN BANK NOTES	DTD 12/22/2021 1.000% 12/20/2024	3130A0F40	25,000,000.00	WELLS_F		94.56	23,639,025.00	(2,475.00)	(393,255.29)	1.71	4.31
FEDERAL HOME LOAN BANK NOTES	DTD 12/22/2021 1.000% 12/20/2024	3130A0F40	25,000,000.00	BARCLAY		94.56	23,639,025.00	(25,975.00)	(409,995.39)	1.71	4.31
FFCB NOTES	DTD 01/11/2022 1.125% 01/06/2025	3133ENKS8	38,000,000.00	JPMCHAS		94.78	36,014,576.00	(1,899,924.00)	(1,934,797.97)	1.75	4.22
FANNIE MAE NOTES	DTD 01/10/2020 1.625% 01/07/2025	3135G0X24	75,000,000.00	BARCLAYS		95.61	71,704,875.00	(3,055,875.00)	(3,210,259.46)	1.74	4.23
FREDDIE MAC NOTES	DTD 02/14/2020 1.500% 02/12/2025	3137EAEPO	50,000,000.00	WELLSFAR		95.22	47,610,700.00	(2,350,800.00)	(2,374,891.51)	1.84	4.19
FEDERAL FARM CREDIT BANK NOTES	DTD 02/15/2022 1.750% 02/14/2025	3133ENPG9	30,000,000.00	WELLS_F		95.65	28,695,360.00	(1,224,540.00)	(1,254,531.78)	1.85	4.19
FEDERAL HOME LOAN BANKS NOTES	DTD 03/03/2023 5.000% 02/28/2025	3130AV7L0	23,000,000.00	WELLS_F		101.39	23,320,252.00	350,612.00	349,402.60	1.84	4.23
FEDERAL HOME LOAN BANKS NOTES	DTD 02/17/2015 2.375% 03/14/2025	3130A4CH3	25,840,000.00	DAIWA		96.60	24,962,499.44	(1,695,594.96)	(1,180,514.23)	1.92	4.20
FFCB BONDS	DTD 03/28/2023 4.000% 03/28/2025	3133EPER2	50,000,000.00	TOR DOM		99.62	49,811,950.00	25,550.00	24,381.19	1.94	4.20
FANNIE MAE NOTES	DTD 04/24/2020 0.625% 04/22/2025	3135G03U5	50,000,000.00	CITIGRP		93.10	46,547,900.00	(3,349,100.00)	(3,409,635.09)	2.04	4.15



## Managed Account Fair Market Value & Analytics

For the Month Ending **March 31, 2023**

**SAN BERNARDINO COUNTY - 76990800**

Security Type/Description Dated Date/Coupon/Maturity	CUSIP	Par	Broker	Next Call Date	Market Price	Market Value	Unreal G/L On Cost	Unreal G/L Amort Cost	Effective Duration	YTM at Mkt
<b>Federal Agency Bond / Note</b>										
FHLMC (CALLABLE) NOTES DTD 05/06/2020 0.700% 05/06/2025	3134GVP3	25,000,000.00	PIPER J		93.16	23,289,250.00	(1,710,750.00)	(1,710,750.00)	2.08	4.14
FANNIE MAE NOTES DTD 06/19/2020 0.500% 06/17/2025	3135G04Z3	50,000,000.00	WELLS_F		92.44	46,221,600.00	(3,674,900.00)	(3,732,551.32)	2.20	4.11
FREDDIE MAC NOTES DTD 07/23/2020 0.375% 07/21/2025	3137EAEU9	45,000,000.00	WELLS_F		91.93	41,366,250.00	(3,409,650.00)	(3,530,300.33)	2.30	4.08
FANNIE MAE NOTES DTD 08/27/2020 0.375% 08/25/2025	3135G05X7	50,000,000.00	BARCLAY		91.65	45,826,100.00	(3,939,900.00)	(4,061,390.13)	2.39	4.06
FREDDIE MAC (CALLABLE) NOTES DTD 09/02/2020 0.550% 09/02/2025	3134GWA22	19,900,000.00	OPCO		92.01	18,309,552.20	(1,590,447.80)	(1,590,447.80)	2.41	4.05
FEDERAL HOME LOAN BANK NOTES DTD 09/11/2020 0.375% 09/04/2025	3130AK5E2	14,000,000.00	WELLS_F		91.59	12,822,740.00	(1,135,260.00)	(1,156,779.52)	2.42	4.05
FREDDIE MAC NOTES DTD 09/25/2020 0.375% 09/23/2025	3137EAEX3	20,000,000.00	CITIGRP		91.46	18,292,160.00	(1,647,640.00)	(1,677,938.03)	2.47	4.03
FANNIE MAE NOTES DTD 11/12/2020 0.500% 11/07/2025	3135G06G3	45,000,000.00	BARCLAY		91.38	41,123,115.00	(3,715,785.00)	(3,792,752.05)	2.58	4.02
FEDERAL HOME LOAN BANK NOTES (CALLABLE) DTD 02/24/2021 0.750% 02/24/2026	3130ALCV4	58,700,000.00	CITIGRP	05/24/23	90.65	53,210,610.80	191,596.80	(136,637.95)	0.18	4.21
FEDERAL HOME LOAN BANK NOTES (CALLABLE) DTD 10/26/2021 1.250% 10/26/2026	3130APJ55	34,770,000.00	CITIGRP	04/26/23	90.47	31,455,445.44	228,508.44	90,127.94	0.11	4.15
FEDERAL HOME LOAN BANK NOTES (CALLABLE) DTD 10/26/2021 1.250% 10/26/2026	3130APJ55	48,940,000.00	CITIGRP	04/26/23	90.47	44,274,647.68	173,590.18	(62,886.22)	0.11	4.15
FEDERAL HOME LOAN BANK NOTES (CALLABLE) DTD 11/23/2021 1.500% 11/23/2026	3130APVJ1	50,000,000.00	CITIGRP	04/23/23	91.05	45,526,400.00	471,400.00	306,327.43	0.10	4.17
FANNIE MAE NOTES (CALLABLE) DTD 12/18/2020 0.875% 12/18/2026	3135G06L2	44,500,000.00	DIRECT	06/18/23	88.98	39,597,568.50	495,418.50	80,481.73	0.25	4.10
FEDERAL HOME LOAN BANK NOTES DTD 12/22/2021 1.250% 12/21/2026	3130AQF65	50,000,000.00	WELLS_F		91.07	45,536,400.00	1,002,400.00	555,819.31	3.63	3.84



## Managed Account Fair Market Value & Analytics

For the Month Ending **March 31, 2023**

SAN BERNARDINO COUNTY - 76990800

Security Type/Description	Dated Date/Coupon/Maturity	CUSIP	Par	Broker	Next Call Date	Market Price	Market Value	Unreal G/L On Cost	Unreal G/L Amort Cost	Effective Duration	YTM at Mkt
<b>Federal Agency Bond / Note</b>											
FEDERAL HOME LOAN BANK NOTES (CALLABLE)		3130ALDA9	22,500,000.00	INSPERE	05/26/23	89.20	20,069,797.50	138,172.50	36,197.99	0.19	4.02
DTD 02/26/2021 1.000% 02/26/2027											
FEDERAL HOME LOAN BANK NOTES (CALLABLE)		3130ALGL2	25,000,000.00	LOOP CA	05/26/23	89.59	22,397,250.00	91,750.00	(27,363.86)	0.19	4.02
DTD 02/26/2021 1.115% 02/26/2027											
FHLB NOTES (CALLABLE)		3130ALCE2	25,000,000.00	CITIGRP	05/26/23	88.92	22,231,075.00	136,075.00	30,153.33	0.19	4.01
DTD 02/26/2021 0.920% 02/26/2027											
FEDERAL HOME LOAN BANK NOTES (CALLABLE)		3130ALGL2	25,510,000.00	LOOP CA	05/26/23	89.59	22,854,153.90	180,865.90	68,237.36	0.19	4.02
DTD 02/26/2021 1.115% 02/26/2027											
FHLB NOTES (CALLABLE)		3130AL5A8	37,400,000.00	LOOP CA	05/26/23	88.85	33,231,732.60	738,612.60	462,762.86	0.19	4.01
DTD 02/26/2021 0.900% 02/26/2027											
FEDERAL FARM CREDIT BANK NOTES		3133EN5N6	50,000,000.00	DAIWA		100.82	50,410,400.00	495,400.00	491,443.26	4.35	3.81
DTD 01/06/2023 4.000% 01/06/2028											
<b>Security Type Sub-Total</b>			<b>3,650,290,000.00</b>				<b>3,535,471,895.78</b>	<b>(64,356,735.02)</b>	<b>(65,903,977.99)</b>	<b>0.94</b>	<b>4.56</b>

### Corporate Note

TOTOTA MOTOR CREDIT CORP CORP NOTE (FLOA)		89236TJ55	10,000,000.00	JPMCHAS		99.84	9,983,530.00	(16,470.00)	(16,470.00)	0.00	5.19
DTD 12/13/2021 5.160% 06/13/2023											
JOHN DEERE CAPITAL CORP CORPORATE NOTES		24422EVH9	3,000,000.00	BARCLAY		98.76	2,962,806.00	(34,734.00)	(36,986.45)	0.27	5.46
DTD 06/04/2020 0.700% 07/05/2023											
CHEVRON USA INC CORPORATE NOTES		166756AJ5	10,000,000.00	BARCLAY		98.15	9,815,410.00	(184,590.00)	(184,590.00)	0.37	5.60
DTD 08/12/2020 0.426% 08/11/2023											
JOHN DEERE CAPITAL CORP CORPORATE NOTES		24422EVJ5	3,000,000.00	MITSU		97.38	2,921,469.00	(75,051.00)	(77,921.36)	0.53	5.50
DTD 10/09/2020 0.400% 10/10/2023											
JOHN DEERE CAPITAL CORP CORPORATE NOTES		24422EVX4	3,000,000.00	RBC		97.51	2,925,297.00	(74,223.00)	(74,516.26)	0.78	4.19
DTD 01/10/2022 0.900% 01/10/2024											



## Managed Account Fair Market Value & Analytics

For the Month Ending **March 31, 2023**

**SAN BERNARDINO COUNTY - 76990800**

Security Type/Description Dated Date/Coupon/Maturity	CUSIP	Par	Broker	Next Call Date	Market Price	Market Value	Unreal G/L On Cost	Unreal G/L Amort Cost	Effective Duration	YTM at Mkt
<b>Corporate Note</b>										
BANK OF NY MELLON CORP NOTES (CALLABLE)	06406HCS6	6,957,000.00	JPMCHAS	01/05/24	98.55	6,856,241.77	(506,768.75)	(247,110.86)	0.76	5.42
DTD 02/04/2014 3.650% 02/04/2024										
TOYOTA MOTOR CREDIT CORP CORPORATE NOTES	89236TJX4	20,000,000.00	JPMCHAS		97.60	19,519,040.00	(468,560.00)	(474,921.15)	0.97	5.05
DTD 03/22/2022 2.500% 03/22/2024										
AMAZON.COM INC CORPORATE NOTES	023135CD6	50,000,000.00	JPMCHAS		97.99	48,995,600.00	(1,004,400.00)	(1,004,400.00)	1.02	4.74
DTD 04/13/2022 2.730% 04/13/2024										
BANK ON NY MELLON CORP FLT NOTES (CALLAB	06406RAT4	15,000,000.00	JPM	03/26/24	99.22	14,883,450.00	(116,550.00)	(116,550.00)	0.01	5.13
DTD 04/26/2021 5.070% 04/26/2024										
BANK OF NY MELLON CORP NOTES (CALLABLE)	06406RAS6	35,000,000.00	JPM	03/26/24	95.13	33,295,220.00	(1,667,330.00)	(1,691,419.64)	0.99	5.23
DTD 04/26/2021 0.500% 04/26/2024										
JOHN DEERE CAPITAL CORP CORPORATE NOTES	24422EVQ9	30,000,000.00	LOOP		95.25	28,575,390.00	(1,387,110.00)	(1,409,754.10)	1.18	4.61
DTD 06/10/2021 0.450% 06/07/2024										
TOYOTA MOTOR CREDIT CORP CORPORATE NOTES	89236TJH9	15,000,000.00	CITIGRP		95.13	14,269,365.00	(712,785.00)	(723,403.80)	1.21	4.66
DTD 06/18/2021 0.500% 06/18/2024										
TOTOTA MOTOR CREDIT CORP NOTE (FLOAT)	89236TJJS	20,000,000.00	CITIGRP		99.46	19,892,000.00	(108,000.00)	(108,000.00)	0.01	5.12
DTD 06/18/2021 5.070% 06/18/2024										
JOHN DEERE CAPITAL CORP CORPORATE NOTES	24422EVU0	15,000,000.00	CITIGRP		94.69	14,204,175.00	(786,075.00)	(791,127.92)	1.44	4.46
DTD 09/10/2021 0.625% 09/10/2024										
TOYOTA MOTOR CREDIT CORP CORPORATE NOTES	89236TJNG	40,000,000.00	JPMCHAS		94.37	37,746,200.00	(2,235,000.00)	(2,244,691.61)	1.45	4.68
DTD 09/13/2021 0.625% 09/13/2024										
JOHN DEERE CAPITAL CORP CORPORATE NOTES	24422EWM7	15,000,000.00	CITIGRP		100.04	15,006,420.00	16,020.00	13,761.18	1.46	4.52
DTD 10/11/2022 4.550% 10/11/2024										



## Managed Account Fair Market Value & Analytics

For the Month Ending **March 31, 2023**

**SAN BERNARDINO COUNTY - 76990800**

Security Type/Description	Dated Date/Coupon/Maturity	CUSIP	Par	Broker	Next Call Date	Market Price	Market Value	Unreal G/L On Cost	Unreal G/L Amort Cost	Effective Duration	YTM at Mkt
<b>Corporate Note</b>											
BANK OF NY MELLON CORP (CALLABLE) CORPOR		06406RAX5	50,000,000.00	JPMCHAS	09/25/24	93.82	46,910,350.00	(3,057,150.00)	(3,072,658.67)	1.47	4.99
DTD 10/25/2021 0.850% 10/25/2024											
BANK OF NY MELLON CORP FLT NOTES (CALLAB		06406RAY3	50,000,000.00	JPMCHAS	09/25/24	98.72	49,358,300.00	(641,700.00)	(641,700.00)	0.01	5.10
DTD 10/25/2021 5.010% 10/25/2024											
AMAZON.COM INC CORPORATE NOTES		023135CM6	25,000,000.00	JPMCHAS		100.67	25,167,775.00	184,525.00	181,744.82	1.60	4.27
DTD 12/01/2022 4.700% 11/29/2024											
JOHN DEERE CAPITAL CORP CORPORATE NOTES		24422EVY2	10,000,000.00	RBC		94.56	9,455,720.00	(539,580.00)	(541,492.59)	1.76	4.47
DTD 01/10/2022 1.250% 01/10/2025											
TOYOTA MOTOR CREDIT CORP CORPORATE NOTES		89236TKN4	15,000,000.00	BARCLAY		100.65	15,098,220.00	104,670.00	103,971.03	1.71	4.41
DTD 01/12/2023 4.800% 01/10/2025											
JOHN DEERE CAPITAL CORP CORPORATE NOTES		24422EWB1	7,000,000.00	MITSU		95.51	6,685,700.00	(311,290.00)	(312,361.08)	1.90	4.57
DTD 03/07/2022 2.125% 03/07/2025											
AMAZON.COM INC CORPORATE NOTES		023135CE4	50,000,000.00	JPMCHAS		97.29	48,647,450.00	(1,273,050.00)	(1,298,655.38)	1.96	4.40
DTD 04/13/2022 3.000% 04/13/2025											
BANK OF NY MELLON CORP (CALLABLE) CORP N		06406RBC0	50,000,000.00	CITIGRP	03/25/25	97.01	48,502,750.00	(1,490,250.00)	(1,492,423.52)	1.91	4.89
DTD 04/26/2022 3.350% 04/25/2025											
BANK OF NY MELLON CORP CORP NOTES (CALLA		06406RBF3	20,000,000.00	JPMCHAS	06/13/24	97.53	19,506,060.00	(493,940.00)	(493,940.00)	1.18	4.62
DTD 06/13/2022 3.430% 06/13/2025											
MET TOWER GLOBAL FUNDING NOTES		58989VZ3	35,000,000.00	JPMCHAS		97.53	34,135,640.00	(830,060.00)	(839,198.32)	2.11	4.89
DTD 06/13/2022 3.700% 06/13/2025											
TOYOTA MOTOR CREDIT CORP CORPORATE NOTES		89236TKC8	15,000,000.00	BOFA		98.13	14,719,140.00	(266,610.00)	(270,185.50)	2.15	4.84
DTD 06/30/2022 3.950% 06/30/2025											
JOHN DEERE CAPITAL CORP CORPORATE NOTES		24422EWJ4	7,000,000.00	CREDITA		99.24	6,946,779.00	(49,721.00)	(50,375.65)	2.34	4.38
DTD 09/08/2022 4.050% 09/08/2025											



## Managed Account Fair Market Value & Analytics

For the Month Ending **March 31, 2023**

**SAN BERNARDINO COUNTY - 76990800**

Security Type/Description	Dated Date/Coupon/Maturity	CUSIP	Par	Broker	Next Call Date	Market Price	Market Value	Unreal G/L On Cost	Unreal G/L Amort Cost	Effective Duration	YTM at Mkt
<b>Corporate Note</b>											
WALMART INC CORPORATE NOTES	09/09/2022 3.900%	931142EW9	5,000,000.00	BARCLAY		99.67	4,983,415.00	(13,085.00)	(13,736.46)	2.35	4.04
DTD 11/10/2022 5.400% 11/10/2025											
NESTLE HOLDINGS INC CORP NOTE	09/12/2025	641062BA1	5,000,000.00	BAML		99.18	4,958,765.00	(39,585.00)	(39,886.37)	2.35	4.36
DTD 11/22/2022 5.224% 11/21/2025											
TOYOTA MOTOR CREDIT CORP CORP	09/12/2025	89236TKK0	25,000,000.00	RBC CAP		102.54	25,635,050.00	664,550.00	660,727.92	2.42	4.36
NOTES											
BANK OF NY MELLON (CALLABLE) NOTES	11/21/2025	06405LAC5	5,000,000.00	JPMCHAS	11/21/24	100.34	5,017,165.00	17,165.00	17,165.00	1.57	5.08
DTD 12/01/2022 4.600% 12/01/2025											
AMAZON.COM INC CORPORATE NOTES	12/01/2025	023135CN4	25,000,000.00	JPMCHAS		100.80	25,201,125.00	202,625.00	202,459.40	2.51	4.28
DTD 01/06/2023 5.000% 01/06/2026											
MET LIFE GLOB FUNDING I NOTES	01/06/2026	592179KD6	15,000,000.00	BAML		100.79	15,118,530.00	118,530.00	118,530.00	2.59	4.69
DTD 12/01/2022 4.800% 01/09/2026											
PROCTER & GAMBLE CO/THE CORPORATE	01/09/2026	742718FY0	10,000,000.00	CITIGRP		100.51	10,051,190.00	57,890.00	57,492.65	2.68	3.90
NOTES											
DTD 01/26/2023 4.100% 01/26/2026											
<b>Security Type Sub-Total</b>			<b>729,957,000.00</b>				<b>713,183,132.77</b>	<b>(16,778,247.75)</b>	<b>(16,673,707.15)</b>	<b>1.43</b>	<b>4.74</b>

### Commercial Paper

AMAZON.COM INC COMM PAPER	04/20/2023	02314QRL5	50,000,000.00	WILLIAM		99.74	49,869,500.00	900,902.78	(5,680.56)	0.06	4.71
DTD 11/07/2022 0.000% 05/01/2023											
JP MORGAN SECURITIES LLC COMM PAPER	05/01/2023	466400S10	50,000,000.00	CHASE		99.57	49,786,250.00	977,666.67	(8,333.33)	0.09	4.99
DTD 11/01/2022 0.000% 05/01/2023											
OLD LINE FUNDING LLC COMM PAPER	05/01/2023	67983US12	95,000,000.00	JPM		99.55	94,575,730.00	1,546,716.11	(40,311.67)	0.09	5.21
DTD 11/29/2022 0.000% 05/03/2023											
THUNDER BAY FUNDING LLC COMM PAPER	05/03/2023	88602US35	25,000,000.00	RBC CAP		99.53	24,882,750.00	404,798.61	(9,472.22)	0.10	5.14
DTD 12/01/2022 0.000% 05/03/2023											
TOYOTA MOTOR CREDIT CORP COMM	05/03/2023	89233HS39	50,000,000.00	TOYOTA		99.56	49,779,000.00	782,680.56	(5,444.44)	0.10	4.84
NOTES											
DTD 12/01/2022 0.000% 05/03/2023											





## Managed Account Fair Market Value & Analytics

For the Month Ending **March 31, 2023**

**SAN BERNARDINO COUNTY - 76990800**

Security Type/Description	Dated Date/Coupon/Maturity	CUSIP	Par	Broker	Next Call Date	Market Price	Market Value	Unreal G/L On Cost	Unreal G/L Amort Cost	Effective Duration	YTM at Mkt
<b>Commercial Paper</b>											
METLIFE SHORT TERM FUND COMM PAPER	59157USK7	24,750,000.00	CHASE		99.34	24,586,278.75	273,872.50	(6,971.25)	0.14	4.89	
DTD 05/31/2022 0.000% 05/19/2023											
METLIFE SHORT TERM FUND COMM PAPER	59166HSK5	25,000,000.00	BAML		99.34	24,834,625.00	275,250.00	(8,708.33)	0.14	4.89	
DTD 01/03/2023 0.000% 05/19/2023											
JOHNSON & JOHNSON COMM PAPER	47816GT17	75,000,000.00	WILLIAM		99.16	74,371,875.00	1,103,645.83	(24,479.17)	0.18	4.90	
DTD 12/07/2022 0.000% 06/01/2023											
TOYOTA MOTOR CREDIT CORP COMM PAPER	89233HU36	100,000,000.00	TOYOTA		98.70	98,698,700.00	654,616.67	(63,883.33)	0.28	5.05	
DTD 02/02/2023 0.000% 07/03/2023											
JP MORGAN SECURITIES LLC COMM PAPER	46640QUA7	50,000,000.00	CHASE		98.54	49,272,100.00	709,600.00	(33,455.56)	0.30	5.27	
DTD 10/13/2022 0.000% 07/10/2023											
METLIFE SHORT TERM FUND COMM PAPER	59157UUC2	54,000,000.00	CITIGRP		98.60	53,246,322.00	599,922.00	(19,278.00)	0.30	4.95	
DTD 01/04/2023 0.000% 07/12/2023											
CAFCO LLC COMM PAPER	1247P3UE0	50,000,000.00	CITIGRP		98.48	49,237,500.00	(11,458.33)	(18,611.11)	0.30	5.31	
DTD 03/30/2023 0.000% 07/14/2023											
CHARTA LLC COMM PAPER	16115WUR6	50,000,000.00	BAML		98.31	49,157,000.00	8,180.56	(20,430.55)	0.33	5.32	
DTD 03/28/2023 0.000% 07/25/2023											
CAFCO LLC COMM PAPER	1247P3US9	50,000,000.00	CITIGRP		98.30	49,149,500.00	(13,625.00)	(20,777.78)	0.34	5.32	
DTD 03/30/2023 0.000% 07/26/2023											
BEDFORD ROW FUNDING CORP COMM PAPER	07644BV17	50,000,000.00	CHASE		98.21	49,104,850.00	341,683.33	(61,483.34)	0.35	5.34	
DTD 01/31/2023 0.000% 08/01/2023											
THUNDER BAY FUNDING LLC COMM PAPER	88602UV15	50,000,000.00	RBC CAP		98.24	49,119,300.00	349,300.00	(47,033.33)	0.35	5.25	
DTD 01/31/2023 0.000% 08/01/2023											
BOFA SECURITIES INC COMM PAPER	06054PX27	125,000,000.00	BAML		97.35	121,688,500.00	60,895.83	42,666.66	0.53	5.30	
DTD 01/18/2023 0.000% 10/02/2023											
<b>Security Type Sub-Total</b>		<b>973,750,000.00</b>				<b>961,359,780.75</b>	<b>8,964,648.12</b>	<b>(351,687.31)</b>	<b>0.26</b>	<b>5.12</b>	

<b>Certificate of Deposit</b>											
TORONTO DOMINION BANK NY CERT DEPOS	89114WWB8	50,000,000.00	TOR DOM		99.78	49,889,150.00	(110,850.00)	(110,850.00)	0.09	4.89	
DTD 04/21/2022 2.420% 05/01/2023											





## Managed Account Fair Market Value & Analytics

For the Month Ending **March 31, 2023**

**SAN BERNARDINO COUNTY - 76990800**

Security Type/Description	Dated Date/Coupon/Maturity	CUSIP	Par	Broker	Next Call Date	Market Price	Market Value	Unreal G/L On Cost	Unreal G/L Amort Cost	Effective Duration	YTM at Mkt
<b>Certificate of Deposit</b>											
CANADIAN IMP BK COMM NY CERT DEPOS	13606KGV2	50,000,000.00	CIBC			99.79	49,893,450.00	(106,550.00)	(106,550.00)	0.09	4.89
DTD 04/27/2022 2.520% 05/01/2023											
CANADIAN IMP BK COMM NY CERT DEPOS	13606KPQ3	75,000,000.00	CIBC			99.98	74,984,263.58	(15,736.42)	(15,736.42)	0.16	5.20
DTD 10/27/2022 5.180% 05/26/2023											
BNP PARIBAS FORTIS SA CERT DEPOS	34959TSD9	50,000,000.00	BNP			99.70	49,848,152.95	(151,847.05)	(151,847.05)	0.18	5.29
DTD 07/14/2022 3.650% 06/01/2023											
SVENSKA HANDELSBANKEN NY CERT DEPOS	86959RZV5	50,000,000.00	DIRECT			99.54	49,769,187.95	(230,812.05)	(230,812.05)	0.20	5.29
DTD 06/08/2022 2.950% 06/07/2023											
NORDEA BANK ABP NEW YORK CERT DEPOS	65558UUF7	50,000,000.00	LOOP			99.55	49,776,050.00	(223,950.00)	(223,950.00)	0.22	5.02
DTD 06/08/2022 2.970% 06/14/2023											
COOPERATIVE RABOBANK UA CERT DEPOS	21684LDZ2	50,000,000.00	RABO_DI			99.65	49,825,700.00	(174,300.00)	(174,300.00)	0.27	5.14
DTD 08/24/2022 3.910% 07/03/2023											
CANADIAN IMP BK COMM NY CERT DEPOS	13606KRW8	50,000,000.00	CIBC			99.90	49,951,606.25	(48,393.75)	(48,393.75)	0.27	5.41
DTD 01/04/2023 5.100% 07/03/2023											
TORONTO DOMINION BANK NY CERT DEPOS	89115BWE6	50,000,000.00	TOR DOM			99.89	49,943,550.00	(56,450.00)	(56,450.00)	0.53	5.09
DTD 09/26/2022 5.000% 10/02/2023											
<b>Security Type Sub-Total</b>			<b>475,000,000.00</b>				<b>473,881,110.73</b>	<b>(1,118,889.27)</b>	<b>(1,118,889.27)</b>	<b>0.22</b>	<b>5.14</b>

<b>Asset-Backed Security</b>											
HAROT 2019-4 A3	43813VAC2	78,901.65	CITI			99.85	78,785.93	(101.66)	(113.01)	0.05	2.01
DTD 11/26/2019 1.830% 01/18/2024											
HAROT 2020-1 A3	43813RAC1	1,180,809.70	JPM_CHAS			99.55	1,175,497.47	(5,080.79)	(5,253.19)	0.15	2.04
DTD 02/26/2020 1.610% 04/22/2024											
TLOT 2021-A A3	89238EAC0	2,134,858.85	JPMCHAS			99.16	2,116,912.80	(17,696.91)	(17,858.16)	0.20	1.19
DTD 04/21/2021 0.390% 04/22/2024											
TAOT 2021-C A2	89239BAB7	1,123,061.45	BARC			99.73	1,120,038.17	(2,938.38)	(2,987.06)	0.07	0.44
DTD 09/27/2021 0.200% 05/15/2024											
TAOT 2020-A A3	89232HAC9	1,161,149.85	MUFG			99.69	1,157,511.50	(3,554.51)	(3,616.23)	0.09	1.94
DTD 02/12/2020 1.660% 05/15/2024											



## Managed Account Fair Market Value & Analytics

For the Month Ending March 31, 2023

SAN BERNARDINO COUNTY - 76990800

Security Type/Description	Dated Date/Coupon/Maturity	CUSIP	Par	Broker	Next Call Date	Market Price	Market Value	Unreal G/L On Cost	Unreal G/L Amort Cost	Effective Duration	YTM at Mkt
<b>Asset-Backed Security</b>											
HAROT 2021-4 A2		43815GAB5	2,210,997.48	BK AMER		99.27	2,194,857.20	(16,082.35)	(16,113.77)	0.17	1.03
DTD 11/24/2021 0.390% 05/21/2024											
BMWLT 2022-1 A2		05601XAB5	730,390.39	MITSU		99.75	728,566.09	(1,823.86)	(1,824.08)	1.16	0.89
DTD 01/19/2022 0.670% 05/28/2024											
JDOT 2021-B A2		47789QAB6	1,917,291.48	MITSU		99.85	1,914,467.50	(2,780.65)	(2,805.91)	0.04	0.37
DTD 07/21/2021 0.250% 06/17/2024											
MBART 2021-1 A2		58772WAB9	775,083.25	MIZUHO		99.86	773,992.24	(1,014.04)	(1,055.71)	0.04	0.32
DTD 09/22/2021 0.210% 07/15/2024											
JOHN DEERE OWNER TRUST		47789KAC7	511,960.05	BOFA		99.57	509,741.16	(2,187.61)	(2,209.19)	0.11	1.42
DTD 03/11/2020 1.100% 08/15/2024											
TAOT 2021-D A2		89238JAB1	2,043,855.01	RBC		99.38	2,031,261.80	(12,577.48)	(12,585.35)	1.37	0.76
DTD 11/15/2021 0.310% 08/15/2024											
TAOT 2022-A A2		89239KAB7	1,905,384.11	MIZUHO		99.02	1,886,743.17	(18,589.88)	(18,611.84)	0.22	1.38
DTD 01/31/2022 0.740% 10/15/2024											
HART 2021-C A2A		44935FAB0	2,820,632.16	SMBC		99.33	2,801,739.85	(18,728.15)	(18,805.37)	0.15	0.80
DTD 11/17/2021 0.360% 10/15/2024											
JDOT 2022-A A2		47787JAB4	3,132,052.28	BOFA		99.18	3,106,383.86	(25,497.09)	(25,564.04)	0.24	2.41
DTD 03/16/2022 1.900% 11/15/2024											
MBALT 2021-B A3		58769KAD6	15,057,966.32	JPMCHAS		97.81	14,728,138.13	(328,691.31)	(329,281.38)	0.47	1.77
DTD 06/29/2021 0.400% 11/15/2024											
BMWLT 2021-2 A3		09690AAC7	5,360,958.14	WELLS_F		98.06	5,256,882.11	(103,522.77)	(103,782.77)	0.40	1.46
DTD 09/15/2021 0.330% 12/26/2024											
BMWOT 2022-A A2A		05602RAB7	6,759,028.53	RBC		99.04	6,694,114.14	(64,428.42)	(64,590.58)	0.35	3.09
DTD 05/18/2022 2.520% 12/26/2024											
TAOT 2022-B A2A		89238FAB9	5,091,695.71	MITSU		98.97	5,039,202.36	(52,271.35)	(52,349.09)	0.36	2.94
DTD 04/13/2022 2.350% 01/15/2025											
BMWLT 2023-1 A2		05593AAB5	5,000,000.00	BAML		99.95	4,997,654.72	(2,013.28)	(2,033.44)	1.81	5.30
DTD 02/15/2023 5.270% 02/25/2025											
BMWLT 2022-1 A3		05601XAC3	8,250,000.00	MITSU		97.49	8,043,118.88	(205,647.75)	(206,111.99)	1.96	2.39
DTD 01/19/2022 1.100% 03/25/2025											
HART 2022-B A2A		44918MAB6	8,905,119.40	BARCLAY		99.03	8,819,015.80	(85,652.11)	(85,763.89)	0.50	4.12
DTD 07/20/2022 3.640% 05/15/2025											
JDOT 2022-B A2		47800AAB6	10,292,566.93	RBC		99.19	10,208,971.73	(82,505.22)	(82,766.94)	0.47	4.11
DTD 07/20/2022 3.730% 06/16/2025											



## Managed Account Fair Market Value & Analytics

For the Month Ending March 31, 2023

SAN BERNARDINO COUNTY - 76990800

Security Type/Description	Dated Date/Coupon/Maturity	CUSIP	Par	Broker	Next Call Date	Market Price	Market Value	Unreal G/L On Cost	Unreal G/L Amort Cost	Effective Duration	YTM at Mkt
<b>Asset-Backed Security</b>											
HAROT 2021-2 A3		43811JAC1	7,863,604.00	WELLS_F		96.82	7,613,247.29	(155,133.38)	(186,357.77)	0.61	1.70
DTD 05/26/2021 0.330% 08/15/2025											
HAROT 2021-2 A3		43811JAC1	14,940,847.60	CITIGRP		96.82	14,465,169.86	(475,095.05)	(475,350.12)	0.61	1.70
DTD 05/26/2021 0.330% 08/15/2025											
JDOT 2022-C A2		47800BAB4	34,500,000.00	CITIGRP		99.80	34,430,699.85	(68,065.05)	(68,261.52)	0.67	5.07
DTD 10/19/2022 4.980% 08/15/2025											
MBART 2022-1 A2		58768PAB0	12,250,000.00	SMBC		99.93	12,241,780.25	(7,436.98)	(7,533.16)	0.66	5.29
DTD 11/22/2022 5.260% 10/15/2025											
HAROT 2023-1 A2		43815JAB9	6,000,000.00	CITIGRP		99.94	5,996,483.40	(3,156.00)	(3,169.38)	0.97	5.00
DTD 02/24/2023 4.980% 10/21/2025											
TAOT 2021-B A3		89190GAC1	31,692,947.18	CITIGRP		96.48	30,576,693.06	(1,112,840.80)	(1,114,225.55)	0.70	1.63
DTD 06/14/2021 0.260% 11/17/2025											
HART 2022-C A2A		44933DAB7	37,500,000.00	SMBC		99.83	37,436,167.50	(61,511.25)	(61,811.92)	0.60	5.42
DTD 11/09/2022 5.350% 11/17/2025											
BMWLT 2023-1 A3		05593AAC3	6,150,000.00	BAML		99.80	6,137,900.49	(11,953.14)	(11,959.64)	2.48	5.24
DTD 02/15/2023 5.160% 11/25/2025											
MBART 2023-1 A2		58770AAB9	3,300,000.00	MITSU		99.83	3,294,462.60	(5,423.55)	(5,430.47)	0.86	5.15
DTD 01/25/2023 5.090% 01/15/2026											
TAOT 2023-A A2		891940AB4	7,000,000.00	BAML		99.78	6,984,453.00	(15,264.20)	(15,280.16)	0.84	5.14
DTD 01/30/2023 5.050% 01/15/2026											
TAOT 2021-C A3		89239BAC5	12,000,000.00	BARC		95.78	11,493,276.00	(505,767.60)	(506,103.04)	0.88	1.99
DTD 09/27/2021 0.430% 01/15/2026											
HART 2021-B A3		44934KAC8	16,428,840.29	CITIGRP		96.41	15,839,230.57	(585,983.87)	(587,343.56)	0.74	1.70
DTD 07/28/2021 0.380% 01/15/2026											
TAOT 2022-D A2A		89239HAB4	24,000,000.00	RBC CAP		100.14	24,033,523.20	33,789.60	33,756.64	0.74	5.22
DTD 11/08/2022 5.270% 01/15/2026											
HAROT 2021-4 A3		43815GAC3	7,750,000.00	BK AMER		95.42	7,394,661.73	(353,704.57)	(354,234.80)	1.08	2.57
DTD 11/24/2021 0.880% 01/21/2026											
JDOT 2021-B A3		47789QAC4	13,500,000.00	MITSU		95.53	12,896,390.70	(602,405.10)	(602,843.83)	0.87	2.08
DTD 07/21/2021 0.520% 03/16/2026											
JDOT 2023-A A2		47800CAB2	25,000,000.00	MITSU		100.30	25,075,537.50	76,415.00	76,391.28	1.06	5.17
DTD 03/02/2023 5.280% 03/16/2026											
TAOT 2021-D A3		89238JAC9	7,000,000.00	RBC		95.34	6,674,024.00	(325,826.90)	(325,873.33)	1.06	2.30
DTD 11/15/2021 0.710% 04/15/2026											



## Managed Account Fair Market Value & Analytics

For the Month Ending March 31, 2023

SAN BERNARDINO COUNTY - 76990800

Security Type/Description	Dated Date/Coupon/Maturity	CUSIP	Par	Broker	Next Call Date	Market Price	Market Value	Unreal G/L On Cost	Unreal G/L Amort Cost	Effective Duration	YTM at Mkt
<b>Asset-Backed Security</b>											
HART 2021-C A3		44935FAD6	5,500,000.00	SMBC		95.47	5,250,730.10	(248,042.30)	(248,416.57)	1.04	2.24
DTD 11/17/2021 0.740% 05/15/2026											
TAOT 2022-A A3		89239KAC5	4,250,000.00	MIZUHO		95.45	4,056,804.35	(192,473.15)	(192,665.55)	1.20	2.71
DTD 01/31/2022 1.230% 06/15/2026											
MBART 2021-1 A3		58772WAC7	21,000,000.00	MIZUHO		95.93	20,144,997.60	(852,255.60)	(853,139.92)	0.84	1.77
DTD 09/22/2021 0.460% 06/15/2026											
BMWOT 2022-A A3		05602RAD3	14,000,000.00	RBC		97.32	13,625,389.40	(373,882.60)	(374,031.00)	1.38	4.05
DTD 05/18/2022 3.210% 08/25/2026											
TAOT 2022-B A3		89238FAD5	12,000,000.00	MITSU		96.96	11,635,041.60	(364,677.60)	(364,738.94)	1.49	3.87
DTD 04/13/2022 2.930% 09/15/2026											
JDOT 2022-A A3		47787JAC2	8,000,000.00	BOFA		96.68	7,734,668.00	(263,562.40)	(263,972.26)	1.26	3.34
DTD 03/16/2022 2.320% 09/16/2026											
HART 2022-B A3		44918MAD2	11,000,000.00	BARCLAY		97.84	10,761,991.90	(238,003.70)	(238,004.41)	1.68	4.37
DTD 07/20/2022 3.720% 11/16/2026											
JDOT 2022-B A3		47800AAC4	8,600,000.00	RBC		98.11	8,437,492.68	(161,686.02)	(161,811.28)	1.72	4.27
DTD 07/20/2022 3.740% 02/16/2027											
HAROT 2023-1 A3		43815JAC7	6,500,000.00	CITIGRP		100.69	6,544,963.75	46,171.45	46,142.79	2.06	4.85
DTD 02/24/2023 5.040% 04/21/2027											
AMXCA 2022-2 A		02582JJT8	20,000,000.00	BARCLAY		97.62	19,523,888.00	(471,688.00)	(472,446.82)	2.00	4.02
DTD 05/24/2022 3.390% 05/17/2027											
JDOT 2022-C A3		47800BAC2	28,961,000.00	CITIGRP		100.46	29,094,000.50	135,247.87	135,031.06	1.95	4.97
DTD 10/19/2022 5.090% 06/15/2027											
HART 2022-C A3		44933DAD3	48,500,000.00	SMBC		101.02	48,995,383.85	495,616.65	495,596.82	1.78	5.12
DTD 11/09/2022 5.390% 06/15/2027											
MBART 2022-1 A3		58768PAC8	20,500,000.00	SMBC		101.04	20,713,718.65	217,773.55	217,468.49	1.92	4.94
DTD 11/22/2022 5.210% 08/16/2027											
TAOT 2023-A A3		891940AC2	13,000,000.00	BAML		99.87	12,982,819.20	(17,174.30)	(17,174.53)	2.07	4.66
DTD 01/30/2023 4.630% 09/15/2027											
TAOT 2022-D A3		89239HAD0	70,500,000.00	RBC CAP		101.41	71,496,129.75	1,003,088.10	1,002,522.64	2.04	4.95
DTD 11/08/2022 5.300% 09/15/2027											
AMXCA 2022-4 A		02582JJX9	33,000,000.00	BARCLAY		101.32	33,435,101.70	436,738.50	436,603.53	2.34	4.63
DTD 11/03/2022 4.950% 10/15/2027											
MBART 2023-1 A3		58770AAC7	6,630,000.00	MITSU		99.80	6,616,896.47	(12,307.93)	(12,337.85)	2.09	4.56
DTD 01/25/2023 4.510% 11/15/2027											



**Managed Account Fair Market Value & Analytics**

For the Month Ending **March 31, 2023**

SAN BERNARDINO COUNTY - 76990800

Security Type/Description	Dated Date/Coupon/Maturity	CUSIP	Par	Broker	Next Call Date	Market Price	Market Value	Unreal G/L On Cost	Unreal G/L Amort Cost	Effective Duration	YTM at Mkt
<b>Asset-Backed Security</b>											
JDOT 2023-A A3		47800CAC0	22,000,000.00	MITSU		101.00	22,219,120.00	223,128.40	223,058.45	2.32	4.77
DTD 03/02/2023 5.010% 11/15/2027											
<b>Security Type Sub-Total</b>			<b>707,261,001.81</b>				<b>701,236,435.11</b>	<b>(5,870,737.49)</b>	<b>(5,914,028.67)</b>	<b>1.32</b>	<b>4.01</b>
<b>Managed Account Sub-Total</b>			<b>12,952,053,539.29</b>				<b>12,573,355,712.03</b>	<b>(166,130,842.86)</b>	<b>(205,850,257.13)</b>	<b>1.16</b>	<b>4.54</b>
<b>Securities Sub-Total</b>			<b>\$12,952,053,539.29</b>			<b>\$12,573,355,712.03</b>	<b>(\$166,130,842.86)</b>	<b>(\$205,850,257.13)</b>		<b>1.16</b>	<b>4.54%</b>
<b>Accrued Interest</b>						<b>\$48,134,937.37</b>					
<b>Total Investments</b>						<b>\$12,621,490,649.40</b>					



## Managed Account Security Transactions & Interest

For the Month Ending **March 31, 2023**

**SAN BERNARDINO COUNTY - 76990800**

Transaction Type	Trade	Settle	Security Description	CUSIP	Par	Principal Proceeds	Accrued Interest	Total	Realized G/L Cost	Realized G/L Amort Cost	Sale Method
<b>BUY</b>											
	02/22/23	03/02/23	JDOT 2023-A A3	47800CAC0	22,000,000.00	(21,995,991.60)	0.00	(21,995,991.60)			
			DTD 03/02/2023 5.010% 11/15/2027								
	02/22/23	03/02/23	JDOT 2023-A A2	47800CAB2	25,000,000.00	(24,999,122.50)	0.00	(24,999,122.50)			
			DTD 03/02/2023 5.280% 03/16/2026								
	03/01/23	03/01/23	CANTOR FITZGERALD REPO AGRMT	REI1364968	100,000,000.00	(100,000,000.00)	0.00	(100,000,000.00)			
			DTD 03/01/2023 4.500% 03/02/2023								
	03/02/23	03/02/23	CANTOR FITZGERALD REPO AGRMT	REI1364976	100,000,000.00	(100,000,000.00)	0.00	(100,000,000.00)			
			DTD 03/02/2023 4.500% 03/03/2023								
	03/02/23	03/03/23	FEDERAL HOME LOAN BANKS NOTES	3130AV7L0	23,000,000.00	(22,969,640.00)	0.00	(22,969,640.00)			
			DTD 03/03/2023 5.000% 02/28/2025								
	03/03/23	03/03/23	CANTOR FITZGERALD REPO AGRMT	REI1364984	100,000,000.00	(100,000,000.00)	0.00	(100,000,000.00)			
			DTD 03/03/2023 4.500% 03/06/2023								
	03/06/23	03/06/23	CANTOR FITZGERALD REPO AGRMT	REI1364992	100,000,000.00	(100,000,000.00)	0.00	(100,000,000.00)			
			DTD 03/06/2023 4.500% 03/07/2023								
	03/07/23	03/07/23	CANTOR FITZGERALD REPO AGRMT	REI1361303	100,000,000.00	(100,000,000.00)	0.00	(100,000,000.00)			
			DTD 03/07/2023 4.500% 03/08/2023								
	03/08/23	03/08/23	CANTOR FITZGERALD REPO AGRMT	REI1361311	100,000,000.00	(100,000,000.00)	0.00	(100,000,000.00)			
			DTD 03/08/2023 4.500% 03/09/2023								
	03/09/23	03/09/23	CANTOR FITZGERALD REPO AGRMT	REI1361329	100,000,000.00	(100,000,000.00)	0.00	(100,000,000.00)			
			DTD 03/09/2023 4.500% 03/10/2023								
	03/10/23	03/10/23	CANTOR FITZGERALD REPO AGRMT	REI1361337	100,000,000.00	(100,000,000.00)	0.00	(100,000,000.00)			
			DTD 03/10/2023 4.500% 03/13/2023								
	03/13/23	03/13/23	CANTOR FITZGERALD REPO AGRMT	REI1361345	100,000,000.00	(100,000,000.00)	0.00	(100,000,000.00)			
			DTD 03/13/2023 4.500% 03/14/2023								
	03/14/23	03/14/23	CANTOR FITZGERALD REPO AGRMT	REI1361352	100,000,000.00	(100,000,000.00)	0.00	(100,000,000.00)			
			DTD 03/14/2023 4.500% 03/15/2023								
	03/15/23	03/15/23	CANTOR FITZGERALD REPO AGRMT	REI1361360	100,000,000.00	(100,000,000.00)	0.00	(100,000,000.00)			
			DTD 03/15/2023 4.530% 03/16/2023								
	03/16/23	03/16/23	CANTOR FITZGERALD REPO AGRMT	REI1361378	100,000,000.00	(100,000,000.00)	0.00	(100,000,000.00)			
			DTD 03/16/2023 4.550% 03/17/2023								
	03/17/23	03/17/23	FIDELITY GOV'T MM FUND 2642	31607A703	10,000,000.00	(10,000,000.00)	0.00	(10,000,000.00)			
			DTD 03/17/2023 4.520% 03/20/2023								
	03/17/23	03/17/23	CANTOR FITZGERALD REPO AGRMT	REI1361386	100,000,000.00	(100,000,000.00)	0.00	(100,000,000.00)			



**Managed Account Security Transactions & Interest**

For the Month Ending **March 31, 2023**

SAN BERNARDINO COUNTY - 76990800

Transaction Type	Trade	Settle	Security Description	CUSIP	Par	Principal Proceeds	Accrued Interest	Total	Realized G/L Cost	Realized G/L Amort Cost	Sale Method
BUY	03/20/23	03/20/23	CANTOR FITZGERALD REPO AGRMT DTD 03/20/2023 4.520% 03/21/2023	RE1361394	100,000,000.00	(100,000,000.00)	0.00	(100,000,000.00)			
	03/20/23	03/20/23	FIDELITY GOV'T MM FUND 2642	31607A703	63,000,000.00	(63,000,000.00)	0.00	(63,000,000.00)			
	03/21/23	03/21/23	CANTOR FITZGERALD REPO AGRMT DTD 03/21/2023 4.520% 03/22/2023	RE1361402	100,000,000.00	(100,000,000.00)	0.00	(100,000,000.00)			
	03/22/23	03/22/23	CANTOR FITZGERALD REPO AGRMT DTD 03/22/2023 4.520% 03/23/2023	RE1361410	100,000,000.00	(100,000,000.00)	0.00	(100,000,000.00)			
	03/23/23	03/23/23	CANTOR FITZGERALD REPO AGRMT DTD 03/23/2023 4.780% 03/24/2023	RE1361428	100,000,000.00	(100,000,000.00)	0.00	(100,000,000.00)			
	03/24/23	03/24/23	FIDELITY GOV'T MM FUND 2642	31607A703	340,000,000.00	(340,000,000.00)	0.00	(340,000,000.00)			
	03/24/23	03/24/23	CANTOR FITZGERALD REPO AGRMT DTD 03/24/2023 4.780% 03/27/2023	RE1361436	100,000,000.00	(100,000,000.00)	0.00	(100,000,000.00)			
	03/27/23	03/27/23	CANTOR FITZGERALD REPO AGRMT DTD 03/27/2023 4.780% 03/28/2023	RE1361444	100,000,000.00	(100,000,000.00)	0.00	(100,000,000.00)			
	03/27/23	03/27/23	FIDELITY GOV'T MM FUND 2642	31607A703	70,000,000.00	(70,000,000.00)	0.00	(70,000,000.00)			
	03/27/23	03/28/23	FFCB BONDS DTD 03/28/2023 4.000% 03/28/2025	3133EPER2	50,000,000.00	(49,786,400.00)	0.00	(49,786,400.00)			
	03/27/23	03/28/23	FEDERAL HOME LOAN BANK NOTES (CALLABLE)	3130AMVV1	41,600,000.00	(39,142,272.00)	(47,204.44)	(39,189,476.44)			
	03/27/23	03/28/23	FEDERAL HOME LOAN BANK NOTES (CALLABLE)	3130AMVF6	23,630,000.00	(22,243,627.90)	(2,924.21)	(22,246,552.11)			
	03/28/23	03/28/23	FIDELITY GOV'T MM FUND 2642	31607A703	232,000,000.00	(232,000,000.00)	0.00	(232,000,000.00)			
	03/28/23	03/28/23	CHARTA LLC COMM PAPER DTD 03/28/2023 0.000% 07/25/2023	16115WUR6	50,000,000.00	(49,148,819.44)	0.00	(49,148,819.44)			
	03/28/23	03/28/23	CANTOR FITZGERALD REPO AGRMT DTD 03/28/2023 4.790% 03/29/2023	RE1361451	100,000,000.00	(100,000,000.00)	0.00	(100,000,000.00)			
	03/28/23	03/28/23	FIDELITY GOV'T MM FUND 2642	31607A703	39,000,000.00	(39,000,000.00)	0.00	(39,000,000.00)			
	03/28/23	03/31/23	FHMS K072 A2 DTD 01/01/2018 3.444% 12/01/2027	3137FEBQ2	12,923,000.00	(12,499,973.67)	(37,089.01)	(12,537,062.68)			
	03/29/23	03/29/23	FIDELITY GOV'T MM FUND 2642	31607A703	58,000,000.00	(58,000,000.00)	0.00	(58,000,000.00)			
	03/29/23	03/29/23	CANTOR FITZGERALD REPO AGRMT DTD 03/29/2023 4.790% 03/30/2023	RE1361469	100,000,000.00	(100,000,000.00)	0.00	(100,000,000.00)			





**Managed Account Security Transactions & Interest**

For the Month Ending March 31, 2023

SAN BERNARDINO COUNTY - 76990800

Transaction Type	Trade	Settle	Security Description	CUSIP	Par	Principal Proceeds	Accrued Interest	Total	Realized G/L Cost	Realized G/L Amort Cost	Sale Method
<b>BUY</b>											
	03/29/23	03/29/23	FIDELITY GOV'T MM FUND 2642	31607A703	50,000,000.00	(50,000,000.00)	0.00	(50,000,000.00)			
	03/30/23	03/30/23	CANTOR FITZGERALD REPO AGRMT DTD 03/30/2023 4.790% 03/31/2023	RE1361477	100,000,000.00	(100,000,000.00)	0.00	(100,000,000.00)			
	03/30/23	03/31/23	CAFCO LLC COMM PAPER	1247P3US9	50,000,000.00	(49,163,125.00)	0.00	(49,163,125.00)			
	03/30/23	03/31/23	DTD 03/30/2023 0.000% 07/26/2023 BOFA SECURITIES INC COMM PAPER DTD 01/18/2023 0.000% 10/02/2023	06054PX27	125,000,000.00	(121,627,604.17)	0.00	(121,627,604.17)			
	03/30/23	03/31/23	CAFCO LLC COMM PAPER DTD 03/30/2023 0.000% 07/14/2023	1247P3UE0	50,000,000.00	(49,248,958.33)	0.00	(49,248,958.33)			
	03/31/23	03/31/23	CANTOR FITZGERALD REPO AGRMT DTD 03/31/2023 4.820% 04/03/2023	RE1361485	100,000,000.00	(100,000,000.00)	0.00	(100,000,000.00)			
<b>Transaction Type Sub-Total</b>					<b>3,635,153,000.00</b>	<b>(3,624,825,534.61)</b>	<b>(87,217.66)</b>	<b>(3,624,912,752.27)</b>			

**INTEREST**

	03/01/23	03/01/23	FEDERAL HOME LOAN BANKS NOTES DTD 12/01/2022 4.860% 09/01/2023	3130AU2L7	100,000,000.00	0.00	1,215,000.00	1,215,000.00			
	03/01/23	03/25/23	FHMS K052 A1 DTD 12/01/2015 3.308% 09/01/2025	3137BM7C4	50,000,000.00	0.00	137,833.35	137,833.35			
	03/01/23	03/25/23	FHMS K039 A2 DTD 09/01/2014 3.303% 07/01/2024	3137BDCW4	25,000,000.00	0.00	68,812.50	68,812.50			
	03/01/23	03/25/23	FHMS KGX1 AFX DTD 12/01/2017 3.000% 10/01/2027	3137FCKD5	70,500,000.00	0.00	176,250.00	176,250.00			
	03/01/23	03/25/23	FHMS KJ39 A1 DTD 04/01/2022 2.750% 04/01/2027	3137H73W1	38,302,288.08	0.00	87,776.08	87,776.08			
	03/01/23	03/25/23	FHMS K046 A2 DTD 06/17/2015 3.205% 03/01/2025	3137BJP64	50,000,000.00	0.00	133,541.65	133,541.65			
	03/01/23	03/25/23	FHMS K047 A2 DTD 07/30/2015 3.329% 05/01/2025	3137BKRJ1	75,000,000.00	0.00	208,062.53	208,062.53			
	03/01/23	03/25/23	FHLMC MULTIFAMILY STRUCTURED P DTD 08/01/2017 3.117% 06/01/2027	3137F2LJ3	36,557,817.00	0.00	94,958.93	94,958.93			
	03/01/23	03/25/23	FHMS K739 A2 DTD 11/01/2020 1.336% 09/01/2027	3137F64P9	12,000,000.00	0.00	13,360.00	13,360.00			
	03/01/23	03/25/23	FHMS K068 A2 DTD 10/27/2017 3.244% 08/01/2027	3137FBBX3	81,306,000.00	0.00	219,797.19	219,797.19			



## Managed Account Security Transactions & Interest

For the Month Ending March 31, 2023

SAN BERNARDINO COUNTY - 76990800

Transaction Type	Trade	Settle	Security Description	CUSIP	Par	Principal Proceeds	Accrued Interest	Total	Realized G/L Cost	Realized G/L Amort Cost	Sale Method
INTEREST											
	03/01/23	03/25/23	FHMS K32 A1	3137F72U8	481,136.28	0.00	206.89	206.89			
			DTD 11/01/2020 0.516% 06/01/2025								
	03/01/23	03/25/23	FHMS K062 A2	3137BUX60	28,867,855.00	0.00	82,105.00	82,105.00			
			DTD 02/01/2017 3.413% 12/01/2026								
	03/01/23	03/25/23	FHLMC MULTIFAMILY STRUCTURED P	3137BSPW7	22,856,598.16	0.00	46,741.74	46,741.74			
			DTD 11/01/2016 2.454% 08/01/2023								
	03/01/23	03/25/23	FHMS K050 A2	3137BLW95	30,000,000.00	0.00	83,349.99	83,349.99			
			DTD 11/01/2015 3.334% 08/01/2025								
	03/01/23	03/25/23	FHMS K042 A2	3137BFXT3	65,470,000.00	0.00	145,670.75	145,670.75			
			DTD 01/28/2015 2.670% 12/01/2024								
	03/01/23	03/25/23	FHMS K034 A2	3137B5JM6	23,841,755.75	0.00	70,154.37	70,154.37			
			DTD 11/01/2013 3.531% 07/01/2023								
	03/01/23	03/25/23	FHMS K732 AM	3137FG7G4	25,000,000.00	0.00	77,083.33	77,083.33			
			DTD 06/28/2018 3.700% 05/01/2025								
	03/01/23	03/25/23	FHMS KMP1 A2	3137FATE8	50,000,000.00	0.00	124,250.00	124,250.00			
			DTD 09/01/2017 2.982% 08/01/2024								
	03/01/23	03/25/23	FHMS K729 A2	3137FOXJ7	8,250,000.00	0.00	17,359.38	17,359.38			
			DTD 01/01/2020 2.525% 10/01/2026								
	03/01/23	03/25/23	FRESB 2021-SB83	30318NAA1	3,458,458.08	0.00	1,815.69	1,815.69			
			DTD 02/01/2021 0.670% 01/01/2026								
	03/01/23	03/25/23	FHMS K733 A2	3137FXO7	3,330,000.00	0.00	10,406.25	10,406.25			
			DTD 11/09/2018 3.750% 08/01/2025								
	03/01/23	03/25/23	FHMS K740 A2	3137F72B0	22,000,000.00	0.00	26,950.00	26,950.00			
			DTD 11/01/2020 1.470% 09/01/2027								
	03/01/23	03/25/23	FHLMC SERIES K037 A2	3137B7Y9	59,843,000.00	0.00	174,043.37	174,043.37			
			DTD 03/01/2014 3.490% 01/01/2024								
	03/01/23	03/25/23	FRESB 2022-SB104 ASF	303290AAA1	25,942,902.70	0.00	56,209.63	56,209.63			
			DTD 11/01/2022 2.600% 09/01/2027								
	03/01/23	03/25/23	FRESB 2022-SB97	30311SAA7	21,822,145.40	0.00	32,369.53	32,369.53			
			DTD 04/01/2022 1.780% 02/01/2027								
	03/01/23	03/25/23	FHMS K045 A2	3137BHXJ1	22,736,960.50	0.00	57,278.20	57,278.20			
			DTD 05/01/2015 3.023% 01/01/2025								
	03/01/23	03/25/23	FHMS K726 A1	3137BYLE8	25,000,000.00	0.00	56,250.00	56,250.00			
			DTD 06/01/2017 2.700% 10/01/2025								



## Managed Account Security Transactions & Interest

For the Month Ending **March 31, 2023**

**SAN BERNARDINO COUNTY - 76990800**

Transaction Type	Trade	Settle	Security Description	CUSIP	Par	Principal Proceeds	Accrued Interest	Total	Realized G/L Cost	Realized G/L Amort Cost	Sale Method
<b>INTEREST</b>											
	03/01/23	03/25/23	FHMS K055 A2 DTD 06/22/2016 2.673% 03/01/2026	3137BPW21	83,500,000.00	0.00	185,996.25	185,996.25			
	03/01/23	03/25/23	FHMS KJ34 A1 DTD 07/01/2021 0.681% 06/01/2026	3137HILS3	4,136,009.08	0.00	2,347.18	2,347.18			
	03/01/23	03/25/23	FHLMC MULTIFAMILY STRUCTURED P DTD 07/01/2017 3.243% 04/01/2027	3137F1G44	50,000,000.00	0.00	135,125.00	135,125.00			
	03/01/23	03/25/23	FHMS K033 A2 DTD 10/01/2013 3.060% 07/01/2023	3137B4WB8	2,793,675.00	0.00	7,123.87	7,123.87			
	03/01/23	03/25/23	FRESB 2022-SB103 ASF DTD 10/01/2022 2.080% 06/01/2027	30329MAA0	8,482,754.50	0.00	14,703.45	14,703.45			
	03/01/23	03/25/23	FHMS KJ36 A1 DTD 12/01/2021 1.298% 12/01/2026	3137H4RZ5	1,720,992.69	0.00	1,861.54	1,861.54			
	03/01/23	03/25/23	FHLMC SERIES K049 A2 DTD 10/01/2015 3.010% 07/01/2025	3137BLMZ8	10,000,000.00	0.00	25,083.33	25,083.33			
	03/01/23	03/25/23	FRESB 2021-SB882 A5 DTD 01/01/2021 0.670% 11/01/2025	30318CAA5	3,841,115.38	0.00	2,144.63	2,144.63			
	03/01/23	03/25/23	FHMS K736 A2 DTD 09/01/2019 2.282% 07/01/2026	3137FNWX4	15,000,000.00	0.00	28,525.01	28,525.01			
	03/01/23	03/25/23	FHMS KJ23 A1 DTD 01/29/2019 3.683% 10/01/2025	3137FKSQ0	60,000,000.00	0.00	184,150.02	184,150.02			
	03/01/23	03/25/23	FHMS KJ21 A2 DTD 09/01/2018 3.700% 09/01/2026	3137FHGE7	10,387,687.37	0.00	32,028.71	32,028.71			
	03/01/23	03/25/23	FHMS K729 A2 DTD 12/01/2017 3.136% 10/01/2024	3137FCM43	16,500,000.00	0.00	43,119.99	43,119.99			
	03/02/23	03/02/23	FREDDIE MAC (CALLABLE) NOTES DTD 09/02/2020 0.550% 09/02/2025	3134GWA22	19,900,000.00	0.00	54,725.00	54,725.00			
	03/04/23	03/04/23	FEDERAL HOME LOAN BANK NOTES DTD 09/11/2020 0.375% 09/04/2025	3130AK5E2	14,000,000.00	0.00	26,250.00	26,250.00			
	03/07/23	03/07/23	JOHN DEERE CAPITAL CORP CORPORATE NOTES DTD 03/07/2022 2.125% 03/07/2025	24422EWB1	7,000,000.00	0.00	74,375.00	74,375.00			
	03/08/23	03/08/23	FREDDIE MAC NOTES DTD 09/04/2020 0.250% 09/08/2023	3137EAEW5	32,000,000.00	0.00	40,000.00	40,000.00			



**Managed Account Security Transactions & Interest**

For the Month Ending **March 31, 2023**

SAN BERNARDINO COUNTY - 76990800

Transaction Type	Trade	Settle	Security Description	CUSIP	Par	Principal Proceeds	Accrued Interest	Total	Realized G/L Cost	Realized G/L Amort Cost	Sale Method
<b>INTEREST</b>											
03/08/23	03/08/23		FEDERAL HOME LOAN BANKS NOTES DTD 02/12/2014 3.250% 03/08/2024	3130A0XE5	50,000,000.00	0.00	812,500.00	812,500.00			
03/08/23	03/08/23		JOHN DEERE CAPITAL CORP CORPORATE NOTES	24422EWJ4	7,000,000.00	0.00	141,750.00	141,750.00			
03/09/23	03/09/23		FFCB FLOATING NOTES DTD 06/09/2020 5.130% 06/09/2023	3133ELH72	45,000,000.00	0.00	526,262.49	526,262.49			
03/09/23	03/09/23		WALMART INC CORPORATE NOTES DTD 09/09/2022 3.900% 09/09/2025	931142EW9	5,000,000.00	0.00	97,500.00	97,500.00			
03/10/23	03/10/23		JOHN DEERE CAPITAL CORP CORPORATE NOTES	24422EVU0	15,000,000.00	0.00	46,875.00	46,875.00			
03/12/23	03/12/23		NESTLE HOLDINGS INC CORP NOTE DTD 09/13/2022 4.000% 09/12/2025	641062BA1	5,000,000.00	0.00	99,444.45	99,444.45			
03/13/23	03/13/23		TOYOTA MOTOR CREDIT CORP CORPORATE NOTES	89236TJN6	40,000,000.00	0.00	125,000.00	125,000.00			
03/13/23	03/13/23		TOTOTA MOTOR CREDIT CORP CORP NOTE (FLOA)	89236TJ55	10,000,000.00	0.00	38,111.11	38,111.11			
03/13/23	03/13/23		FEDERAL HOME LOAN BANK NOTES DTD 08/15/2014 2.875% 09/13/2024	3130A2UW4	50,000,000.00	0.00	718,750.00	718,750.00			
03/14/23	03/14/23		FEDERAL HOME LOAN BANKS NOTES DTD 02/17/2015 2.375% 03/14/2025	3130A4CH3	25,840,000.00	0.00	306,850.00	306,850.00			
03/15/23	03/15/23		HAROT 2021-2 A3 DTD 05/26/2021 0.330% 08/15/2025	43811JAC1	24,444,562.84	0.00	6,722.26	6,722.26			
03/15/23	03/15/23		MBART 2022-1 A3 DTD 11/22/2022 5.210% 08/16/2027	58768PAC8	20,500,000.00	0.00	89,004.17	89,004.17			
03/15/23	03/15/23		HART 2021-B A3 DTD 07/28/2021 0.380% 01/15/2026	44934KAC8	17,000,000.00	0.00	5,383.34	5,383.34			
03/15/23	03/15/23		TAOT 2022-A A3 DTD 01/31/2022 1.230% 06/15/2026	89239KAC5	4,250,000.00	0.00	4,356.25	4,356.25			
03/15/23	03/15/23		TAOT 2019-D A3 DTD 11/13/2019 1.920% 01/16/2024	89233MAD5	39,967.59	0.00	63.95	63.95			



**Managed Account Security Transactions & Interest**

For the Month Ending **March 31, 2023**

SAN BERNARDINO COUNTY - 76990800

Transaction Type	Trade	Settle	Security Description	CUSIP	Par	Principal Proceeds	Accrued Interest	Total	Realized G/L Cost	Realized G/L Amort Cost	Sale Method
<b>INTEREST</b>											
03/15/23	03/15/23		HART 2022-C A3	44933DAD3	48,500,000.00	0.00	217,845.85	217,845.85			
			DTD 11/09/2022 5.390% 06/15/2027								
03/15/23	03/15/23		JDOT 2022-B A3	47800AAC4	8,600,000.00	0.00	26,803.34	26,803.34			
			DTD 07/20/2022 3.740% 02/16/2027								
03/15/23	03/15/23		US TREASURY NOTES	91282CAK7	100,000,000.00	0.00	62,500.00	62,500.00			
			DTD 09/15/2020 0.125% 09/15/2023								
03/15/23	03/15/23		HART 2022-C A2A	44933DAB7	37,500,000.00	0.00	167,187.49	167,187.49			
			DTD 11/09/2022 5.350% 11/17/2025								
03/15/23	03/15/23		TAOT 2021-D A2	89238JAB1	2,604,962.05	0.00	672.95	672.95			
			DTD 11/15/2021 0.310% 08/15/2024								
03/15/23	03/15/23		TAOT 2021-D A3	89238JAC9	7,000,000.00	0.00	4,141.67	4,141.67			
			DTD 11/15/2021 0.710% 04/15/2026								
03/15/23	03/15/23		HART 2022-B A3	44918MAD2	11,000,000.00	0.00	34,100.00	34,100.00			
			DTD 07/20/2022 3.720% 11/16/2026								
03/15/23	03/15/23		TAOT 2021-B A3	89190GAC1	33,730,535.70	0.00	7,308.26	7,308.26			
			DTD 06/14/2021 0.260% 11/17/2025								
03/15/23	03/15/23		AMXCA 2022-4 A	02582JX9	33,000,000.00	0.00	136,125.00	136,125.00			
			DTD 11/03/2022 4.950% 10/15/2027								
03/15/23	03/15/23		HART 2021-C A2A	44935FAB0	3,583,652.16	0.00	1,075.09	1,075.09			
			DTD 11/17/2021 0.360% 10/15/2024								
03/15/23	03/15/23		TAOT 2022-D A2A	89239HAB4	24,000,000.00	0.00	105,400.01	105,400.01			
			DTD 11/08/2022 5.270% 01/15/2026								
03/15/23	03/15/23		TAOT 2021-C A2	89239BAB7	1,834,768.74	0.00	305.80	305.80			
			DTD 09/27/2021 0.200% 05/15/2024								
03/15/23	03/15/23		TAOT 2023-A A2	891940AB4	7,000,000.00	0.00	29,458.33	29,458.33			
			DTD 01/30/2023 5.050% 01/15/2026								
03/15/23	03/15/23		TAOT 2022-D A3	89239HAD0	70,500,000.00	0.00	311,375.02	311,375.02			
			DTD 11/08/2022 5.300% 09/15/2027								
03/15/23	03/15/23		TAOT 2021-C A3	89239BAC5	12,000,000.00	0.00	4,300.00	4,300.00			
			DTD 09/27/2021 0.430% 01/15/2026								
03/15/23	03/15/23		JDOT 2021-B A2	47789QAB6	3,508,192.48	0.00	730.89	730.89			
			DTD 07/21/2021 0.250% 06/17/2024								
03/15/23	03/15/23		HART 2021-B A2	44934KAB0	477,071.00	0.00	95.42	95.42			
			DTD 07/28/2021 0.240% 05/15/2024								



## Managed Account Security Transactions & Interest

For the Month Ending March 31, 2023

SAN BERNARDINO COUNTY - 76990800

Transaction Type	Trade	Settle	Security Description	CUSIP	Par	Principal Proceeds	Accrued Interest	Total	Realized G/L Cost	Realized G/L Amort Cost	Sale Method
INTEREST											
	03/15/23	03/15/23	MBALT 2021-B A3	58769KAD6	16,148,881.48	0.00	5,382.96	5,382.96			
			DTD 06/29/2021 0.400% 11/15/2024								
	03/15/23	03/15/23	HART 2022-B A2A	44918MAB6	9,630,016.30	0.00	29,211.05	29,211.05			
			DTD 07/20/2022 3.640% 05/15/2025								
	03/15/23	03/15/23	JDOT 2022-C A3	47800BAC2	28,961,000.00	0.00	122,842.92	122,842.92			
			DTD 10/19/2022 5.090% 06/15/2027								
	03/15/23	03/15/23	JDOT 2021-B A3	47789OAC4	13,500,000.00	0.00	5,850.00	5,850.00			
			DTD 07/21/2021 0.520% 03/16/2026								
	03/15/23	03/15/23	JDOT 2022-A A2	47787JAB4	3,518,532.47	0.00	5,571.01	5,571.01			
			DTD 03/16/2022 1.900% 11/15/2024								
	03/15/23	03/15/23	MBART 2021-1 A2	58772WAB9	2,049,500.47	0.00	358.66	358.66			
			DTD 09/22/2021 0.210% 07/15/2024								
	03/15/23	03/15/23	JOHN DEERE OWNER TRUST	47789KAC7	659,789.65	0.00	604.80	604.80			
			DTD 03/11/2020 1.100% 08/15/2024								
	03/15/23	03/15/23	TAOT 2020-A A3	89232HAC9	1,722,981.45	0.00	2,383.46	2,383.46			
			DTD 02/12/2020 1.660% 05/15/2024								
	03/15/23	03/15/23	TAOT 2022-B A2A	89238FAB9	5,632,181.43	0.00	11,029.69	11,029.69			
			DTD 04/13/2022 2.350% 01/15/2025								
	03/15/23	03/15/23	JDOT 2022-A A3	47787JAC2	8,000,000.00	0.00	15,466.66	15,466.66			
			DTD 03/16/2022 2.320% 09/16/2026								
	03/15/23	03/15/23	HART 2021-C A3	44935FAD6	5,500,000.00	0.00	3,391.67	3,391.67			
			DTD 11/17/2021 0.740% 05/15/2026								
	03/15/23	03/15/23	MBART 2023-1 A2	58770AAB9	3,300,000.00	0.00	13,997.50	13,997.50			
			DTD 01/25/2023 5.090% 01/15/2026								
	03/15/23	03/15/23	MBART 2022-1 A2	58768PAB0	12,250,000.00	0.00	53,695.83	53,695.83			
			DTD 11/22/2022 5.260% 10/15/2025								
	03/15/23	03/15/23	TAOT 2023-A A3	891940AC2	13,000,000.00	0.00	50,158.33	50,158.33			
			DTD 01/30/2023 4.630% 09/15/2027								
	03/15/23	03/15/23	TAOT 2022-B A3	89238FAD5	12,000,000.00	0.00	29,300.00	29,300.00			
			DTD 04/13/2022 2.930% 09/15/2026								
	03/15/23	03/15/23	MBART 2023-1 A3	58770AAC7	6,630,000.00	0.00	24,917.75	24,917.75			
			DTD 01/25/2023 4.510% 11/15/2027								
	03/15/23	03/15/23	TAOT 2022-A A2	89239KAB7	2,234,356.46	0.00	1,377.86	1,377.86			
			DTD 01/31/2022 0.740% 10/15/2024								



## Managed Account Security Transactions & Interest

For the Month Ending March 31, 2023

SAN BERNARDINO COUNTY - 76990800

Transaction Type	Trade	Settle	Security Description	CUSIP	Par	Principal Proceeds	Accrued Interest	Total	Realized G/L Cost	Realized G/L Amort Cost	Sale Method
<b>INTEREST</b>											
	03/15/23	03/15/23	JDOT 2022-C A2	47800BAB4	34,500,000.00	0.00	143,175.00	143,175.00			
			DTD 10/19/2022 4.980% 08/15/2025								
	03/15/23	03/15/23	INTL FINANCE CORP CORPORATE NOTES	45950KDA5	0.00	0.00	362,600.00	362,600.00			
			DTD 09/15/2022 3.625% 09/15/2025								
	03/15/23	03/15/23	AMXCA 2022-2 A	02582JTT8	20,000,000.00	0.00	56,500.00	56,500.00			
			DTD 05/24/2022 3.390% 05/17/2027								
	03/15/23	03/15/23	MBART 2021-1 A3	58772WAC7	21,000,000.00	0.00	8,049.99	8,049.99			
			DTD 09/22/2021 0.460% 06/15/2026								
	03/15/23	03/15/23	JDOT 2022-B A2	47800AAB6	10,500,000.00	0.00	32,637.50	32,637.50			
			DTD 07/20/2022 3.730% 06/16/2025								
	03/17/23	03/17/23	INTL BANK OF RECON AND DEV SN (FLOATER)	45906M2B6	10,000,000.00	0.00	117,400.00	117,400.00			
			DTD 06/16/2020 5.260% 06/17/2024								
	03/18/23	03/18/23	HAROT 2019-4 A3	43813VAC2	378,817.38	0.00	577.69	577.69			
			DTD 11/26/2019 1.830% 01/18/2024								
	03/20/23	03/20/23	TOTOTA MOTOR CREDIT CORP NOTE (FLOAT)	89236TJJS	20,000,000.00	0.00	237,722.34	237,722.34			
			DTD 06/18/2021 5.070% 06/18/2024								
	03/20/23	03/20/23	TLOT 2021-A A3	89238EAC0	2,616,269.39	0.00	850.29	850.29			
			DTD 04/21/2021 0.390% 04/22/2024								
	03/21/23	03/21/23	HAROT 2020-1 A3	43813RAC1	1,559,039.50	0.00	2,091.71	2,091.71			
			DTD 02/26/2020 1.610% 04/22/2024								
	03/21/23	03/21/23	HAROT 2021-4 A2	43815GAB5	2,825,042.05	0.00	918.14	918.14			
			DTD 11/24/2021 0.390% 05/21/2024								
	03/21/23	03/21/23	HAROT 2021-4 A3	43815GAC3	7,750,000.00	0.00	5,683.33	5,683.33			
			DTD 11/24/2021 0.880% 01/21/2026								
	03/21/23	03/21/23	HAROT 2023-1 A3	43815JAC7	6,500,000.00	0.00	24,570.00	24,570.00			
			DTD 02/24/2023 5.040% 04/21/2027								
	03/21/23	03/21/23	HAROT 2023-1 A2	43815JAB9	6,000,000.00	0.00	23,490.00	23,490.00			
			DTD 02/24/2023 4.980% 10/21/2025								
	03/22/23	03/22/23	TOYOTA MOTOR CREDIT CORP CORPORATE NOTES	89236TJX4	20,000,000.00	0.00	250,000.00	250,000.00			
			DTD 03/22/2022 2.500% 03/22/2024								





**Managed Account Security Transactions & Interest**

For the Month Ending **March 31, 2023**

SAN BERNARDINO COUNTY - 76990800

Transaction Type	Trade	Settle	Security Description	CUSIP	Par	Principal Proceeds	Accrued Interest	Total	Realized G/L Cost	Realized G/L Amort Cost	Sale Method
<b>INTEREST</b>											
	03/23/23	03/23/23	FREDDIE MAC NOTES DTD 09/25/2020 0.375% 09/23/2025	3137EAFX3	20,000,000.00	0.00	37,500.00	37,500.00			
	03/25/23	03/25/23	BMWLT 2021-2 A3	09690AAC7	5,990,939.92	0.00	1,647.51	1,647.51			
	03/25/23	03/25/23	BMWOT 2022-A A2A DTD 09/15/2021 0.330% 12/26/2024	05602RAB7	7,555,832.72	0.00	15,867.25	15,867.25			
	03/25/23	03/25/23	BMWLT 2023-1 A3 DTD 05/18/2022 2.520% 12/26/2024	05593AAC3	6,150,000.00	0.00	35,260.00	35,260.00			
	03/25/23	03/25/23	BMWLT 2023-1 A2 DTD 02/15/2023 5.160% 11/25/2025	05593AAB5	5,000,000.00	0.00	29,277.78	29,277.78			
	03/25/23	03/25/23	BMWOT 2022-A A3 DTD 02/15/2023 5.270% 02/25/2025	05602RAD3	14,000,000.00	0.00	37,450.00	37,450.00			
	03/25/23	03/25/23	BMWLT 2022-1 A2 DTD 05/18/2022 3.210% 08/25/2026	05601XAB5	1,385,102.72	0.00	773.35	773.35			
	03/25/23	03/25/23	BMWLT 2022-1 A3 DTD 01/19/2022 0.670% 05/28/2024	05601XAC3	8,250,000.00	0.00	7,562.50	7,562.50			
	03/26/23	03/26/23	FEDERAL FARM CREDIT BANK NOTES DTD 01/19/2022 1.100% 03/25/2025	3133ENP79	50,000,000.00	0.00	1,062,500.00	1,062,500.00			
	03/28/23	03/28/23	INTL BK RECON & DEVELOP NOTES DTD 09/26/2022 4.250% 09/26/2024	45906M3C3	13,000,000.00	0.00	146,250.00	146,250.00			
	03/31/23	03/31/23	US TREASURY NOTES DTD 03/29/2022 2.250% 03/28/2024	91282CAM3	50,000,000.00	0.00	62,500.00	62,500.00			
	03/31/23	03/31/23	BANK OF THE WEST MONEY MARKET FUND DTD 09/30/2020 0.250% 09/30/2025	BKOFWEST7	0.00	0.00	2,522.47	2,522.47			
	03/31/23	03/31/23	FEDERATED GOVT OBLIGATIONS FUND DTD 09/30/2019 1.500% 09/30/2024	608919718	0.00	0.00	41,314.28	41,314.28			
	03/31/23	03/31/23	CALIFORNIA ASSET MANAGEMENT PROGRAM CALIFORNIA ASSET MANAGEMENT PROGRAM	CAMPMF025	0.00	0.00	2,257,352.83	2,257,352.83			
	03/31/23	03/31/23	US TREASURY NOTES DTD 09/30/2019 1.500% 09/30/2024	912828YH7	100,000,000.00	0.00	750,000.00	750,000.00			
	03/31/23	03/31/23	INVESTMENT TRUST OF CALIFORNIA	CALTRUST3	0.00	0.00	39,273.21	39,273.21			
	03/31/23	03/31/23	FIDELITY GOV'T MM FUND 2642	31607A703	0.00	0.00	813,206.62	813,206.62			
	03/31/23	03/31/23	MORGAN STANLEY LIQ GOV'T-INST FUND	61747C707	0.00	0.00	3,871.04	3,871.04			
	03/31/23	03/31/23	STONECASTLE FICA	FICAMF003	0.00	0.00	94,931.51	94,931.51			



**Managed Account Security Transactions & Interest**

For the Month Ending **March 31, 2023**

SAN BERNARDINO COUNTY - 76990800

Transaction Trade	Settle	Security Description	CUSIP	Par	Principal Proceeds	Accrued Interest	Total	Realized G/L Cost	Realized G/L Amort Cost	Sale Method
<b>INTEREST</b>										
03/31/23	03/31/23	NORTHERN TRUST INST GOVT SELECT 848	665278701	0.00	0.00	3,889.52	3,889.52			
<b>Transaction Type Sub-Total</b>				<b>2,630,441,146.92</b>	<b>0.00</b>	<b>15,487,949.48</b>	<b>15,487,949.48</b>			

**MATURITY**

03/01/23	03/01/23	CANADIAN IMP BK COMM NY CERT DEPOS	13606KMD5	50,000,000.00	50,000,000.00	939,444.45	50,939,444.45	0.00	0.00	
03/01/23	03/01/23	DTD 08/23/2022 3.560% 03/01/2023 CITIBANK NA CERT DEPOS	17305T5U2	50,000,000.00	50,000,000.00	1,045,138.90	51,045,138.90	0.00	0.00	
03/01/23	03/01/23	DTD 07/29/2022 3.500% 03/01/2023 SVENSKA HANDELSBANKEN NY CERT DEPOS	86959RF21	50,000,000.00	50,000,000.00	939,083.35	50,939,083.35	0.00	0.00	
03/01/23	03/01/23	DTD 08/22/2022 3.540% 03/01/2023 CANTOR FITZGERALD REPO AGRMT	RE1364950	100,000,000.00	100,000,000.00	12,555.56	100,012,555.56	0.00	0.00	
03/02/23	03/02/23	DTD 02/28/2023 4.520% 03/01/2023 CANTOR FITZGERALD REPO AGRMT	RE1364968	100,000,000.00	100,000,000.00	12,500.00	100,012,500.00	0.00	0.00	
03/03/23	03/03/23	DTD 03/01/2023 4.500% 03/02/2023 CANTOR FITZGERALD REPO AGRMT	RE1364976	100,000,000.00	100,000,000.00	12,500.00	100,012,500.00	0.00	0.00	
03/06/23	03/06/23	DTD 03/02/2023 4.500% 03/03/2023 CANTOR FITZGERALD REPO AGRMT	RE1364984	100,000,000.00	100,000,000.00	37,500.00	100,037,500.00	0.00	0.00	
03/07/23	03/07/23	DTD 03/03/2023 4.500% 03/06/2023 CANTOR FITZGERALD REPO AGRMT	RE1364992	100,000,000.00	100,000,000.00	12,500.00	100,012,500.00	0.00	0.00	
03/08/23	03/08/23	DTD 03/06/2023 4.500% 03/07/2023 CANTOR FITZGERALD REPO AGRMT	RE1361303	100,000,000.00	100,000,000.00	12,500.00	100,012,500.00	0.00	0.00	
03/09/23	03/09/23	DTD 03/07/2023 4.500% 03/08/2023 CANTOR FITZGERALD REPO AGRMT	RE1361311	100,000,000.00	100,000,000.00	12,500.00	100,012,500.00	0.00	0.00	
03/10/23	03/10/23	DTD 03/08/2023 4.500% 03/09/2023 CANTOR FITZGERALD REPO AGRMT	RE1361329	100,000,000.00	100,000,000.00	12,500.00	100,012,500.00	0.00	0.00	
03/10/23	03/10/23	DTD 03/09/2023 4.500% 03/10/2023 FEDERAL HOME LOAN BANKS NOTES	3130ADRG9	10,000,000.00	10,000,000.00	137,500.00	10,137,500.00	(42,680.00)	0.00	
03/13/23	03/13/23	DTD 03/01/2018 2.750% 03/10/2023 CANTOR FITZGERALD REPO AGRMT	RE1361337	100,000,000.00	100,000,000.00	37,500.00	100,037,500.00	0.00	0.00	
		DTD 03/10/2023 4.500% 03/13/2023								



## Managed Account Security Transactions & Interest

For the Month Ending **March 31, 2023**

SAN BERNARDINO COUNTY - 76990800

Transaction Type	Trade	Settle	Security Description	CUSIP	Par	Principal Proceeds	Accrued Interest	Total	Realized G/L Cost	Realized G/L Amort Cost	Sale Method
<b>MATURITY</b>											
	03/14/23	03/14/23	CANTOR FITZGERALD REPO AGRMT DTD 03/13/2023 4.500% 03/14/2023	RE1361345	100,000,000.00	100,000,000.00	12,500.00	100,012,500.00	0.00	0.00	0.00
	03/15/23	03/15/23	CANTOR FITZGERALD REPO AGRMT DTD 03/14/2023 4.500% 03/15/2023	RE1361352	100,000,000.00	100,000,000.00	12,500.00	100,012,500.00	0.00	0.00	0.00
	03/16/23	03/16/23	CANTOR FITZGERALD REPO AGRMT DTD 03/15/2023 4.530% 03/16/2023	RE1361360	100,000,000.00	100,000,000.00	12,583.33	100,012,583.33	0.00	0.00	0.00
	03/17/23	03/17/23	CANTOR FITZGERALD REPO AGRMT DTD 03/16/2023 4.550% 03/17/2023	RE1361378	100,000,000.00	100,000,000.00	12,638.89	100,012,638.89	0.00	0.00	0.00
	03/20/23	03/20/23	ROYAL BANK OF CANADA NY CERT DEPOS DTD 03/18/2022 1.910% 03/20/2023	78012U4K8	50,000,000.00	50,000,000.00	973,569.45	50,973,569.45	0.00	0.00	0.00
	03/20/23	03/20/23	CANTOR FITZGERALD REPO AGRMT DTD 03/17/2023 4.520% 03/20/2023	RE1361386	100,000,000.00	100,000,000.00	37,666.67	100,037,666.67	0.00	0.00	0.00
	03/21/23	03/21/23	CANTOR FITZGERALD REPO AGRMT DTD 03/20/2023 4.520% 03/21/2023	RE1361394	100,000,000.00	100,000,000.00	12,555.56	100,012,555.56	0.00	0.00	0.00
	03/22/23	03/22/23	CANTOR FITZGERALD REPO AGRMT DTD 03/21/2023 4.520% 03/22/2023	RE1361402	100,000,000.00	100,000,000.00	12,555.56	100,012,555.56	0.00	0.00	0.00
	03/23/23	03/23/23	CANTOR FITZGERALD REPO AGRMT DTD 03/22/2023 4.520% 03/23/2023	RE1361410	100,000,000.00	100,000,000.00	12,555.56	100,012,555.56	0.00	0.00	0.00
	03/24/23	03/24/23	CANTOR FITZGERALD REPO AGRMT DTD 03/23/2023 4.780% 03/24/2023	RE1361428	100,000,000.00	100,000,000.00	13,277.78	100,013,277.78	0.00	0.00	0.00
	03/27/23	03/27/23	CANTOR FITZGERALD REPO AGRMT DTD 03/24/2023 4.780% 03/27/2023	RE1361436	100,000,000.00	100,000,000.00	39,833.33	100,039,833.33	0.00	0.00	0.00
	03/28/23	03/28/23	CANTOR FITZGERALD REPO AGRMT DTD 03/27/2023 4.780% 03/28/2023	RE1361444	100,000,000.00	100,000,000.00	13,277.78	100,013,277.78	0.00	0.00	0.00
	03/29/23	03/29/23	CANTOR FITZGERALD REPO AGRMT DTD 03/28/2023 4.790% 03/29/2023	RE1361451	100,000,000.00	100,000,000.00	13,305.56	100,013,305.56	0.00	0.00	0.00
	03/30/23	03/30/23	CANTOR FITZGERALD REPO AGRMT DTD 03/29/2023 4.790% 03/30/2023	RE1361469	100,000,000.00	100,000,000.00	13,305.56	100,013,305.56	0.00	0.00	0.00
	03/31/23	03/31/23	CANTOR FITZGERALD REPO AGRMT DTD 03/30/2023 4.790% 03/31/2023	RE1361477	100,000,000.00	100,000,000.00	13,305.56	100,013,305.56	0.00	0.00	0.00
<b>Transaction Type Sub-Total</b>					<b>2,510,000,000.00</b>	<b>2,510,000,000.00</b>	<b>4,429,152.85</b>	<b>2,514,429,152.85</b>	<b>(42,680.00)</b>	<b>0.00</b>	

**PAYDOWNS**



**Managed Account Security Transactions & Interest**

For the Month Ending **March 31, 2023**

SAN BERNARDINO COUNTY - 76990800

Transaction Type	Trade	Settle	Security Description	CUSIP	Par	Principal Proceeds	Accrued Interest	Total	Realized G/L Cost	Realized G/L Amort Cost	Sale Method	
<b>PAYDOWNS</b>												
03/01/23	03/01/23	03/01/23	TAOT 2021-D A2	89238JAB1	561,107.04	561,107.04	0.00	561,107.04	4.32	0.00		
			DTD 11/15/2021 0.310% 08/15/2024									
03/01/23	03/01/23	03/01/23	JDOT 2021-B A2	47789QAB6	1,590,901.00	1,590,901.00	0.00	1,590,901.00	35.95	0.00		
			DTD 07/21/2021 0.250% 06/17/2024									
03/01/23	03/01/23	03/01/23	BMWLT 2022-1 A2	05601XAB5	654,712.33	654,712.33	0.00	654,712.33	0.40	0.00		
			DTD 01/19/2022 0.670% 05/28/2024									
03/01/23	03/01/23	03/01/23	BMWLT 2021-2 A3	09690AAC7	629,981.78	629,981.78	0.00	629,981.78	65.01	0.00		
			DTD 09/15/2021 0.330% 12/26/2024									
03/01/23	03/01/23	03/01/23	HAROT 2021-4 A2	43815GAB5	614,044.57	614,044.57	0.00	614,044.57	16.09	0.00		
			DTD 11/24/2021 0.390% 05/21/2024									
03/01/23	03/01/23	03/01/23	MBART 2021-1 A2	58772WAB9	1,274,417.22	1,274,417.22	0.00	1,274,417.22	126.55	0.00		
			DTD 09/22/2021 0.210% 07/15/2024									
03/01/23	03/01/23	03/01/23	HART 2021-C A2A	44935FAB0	763,020.00	763,020.00	0.00	763,020.00	44.41	0.00		
			DTD 11/17/2021 0.360% 10/15/2024									
03/01/23	03/01/23	03/01/23	TAOT 2022-A A2	89239KAB7	328,972.35	328,972.35	0.00	328,972.35	8.82	0.00		
			DTD 01/31/2022 0.740% 10/15/2024									
03/01/23	03/01/23	03/01/23	HAROT 2021-2 A3	43811JAC1	1,074,555.64	1,074,555.64	0.00	1,074,555.64	41.91	0.00		
			DTD 05/26/2021 0.330% 08/15/2025									
03/01/23	03/01/23	03/01/23	MBALT 2021-B A3	58769KAD6	1,090,915.16	1,090,915.16	0.00	1,090,915.16	82.36	0.00		
			DTD 06/29/2021 0.400% 11/15/2024									
03/01/23	03/01/23	03/01/23	HAROT 2021-2 A3	43811JAC1	565,555.60	565,555.60	0.00	565,555.60	6,848.53	0.00		
			DTD 05/26/2021 0.330% 08/15/2025									
03/01/23	03/01/23	03/01/23	TAOT 2021-C A2	89239BAB7	711,707.29	711,707.29	0.00	711,707.29	53.80	0.00		
			DTD 09/27/2021 0.200% 05/15/2024									
03/01/23	03/01/23	03/01/23	TAOT 2019-D A3	89233MAD5	39,967.59	39,967.59	0.00	39,967.59	2.89	0.00		
			DTD 11/13/2019 1.920% 01/16/2024									
03/01/23	03/01/23	03/01/23	TLOT 2021-A A3	89238EAC0	481,410.54	481,410.54	0.00	481,410.54	56.18	0.00		
			DTD 04/21/2021 0.390% 04/22/2024									
03/01/23	03/01/23	03/01/23	JDOT 2022-A A2	47787JAB4	386,480.19	386,480.19	0.00	386,480.19	21.14	0.00		
			DTD 03/16/2022 1.900% 11/15/2024									
03/01/23	03/25/23	03/25/23	FHMS KJ34 A1	3137HILS3	16,620.35	16,620.35	0.00	16,620.35	0.20	0.00		
			DTD 07/01/2021 0.681% 06/01/2026									
03/01/23	03/25/23	03/25/23	FHMS K733 A2	3137FJXQ7	356.91	356.91	0.00	356.91	(30.55)	0.00		
			DTD 11/09/2018 3.750% 08/01/2025									



## Managed Account Security Transactions & Interest

For the Month Ending March 31, 2023

SAN BERNARDINO COUNTY - 76990800

Transaction Type	Trade	Settle	Security Description	CUSIP	Par	Principal Proceeds	Accrued Interest	Total	Realized G/L Cost	Realized G/L Amort Cost	Sale Method	
<b>PAYDOWNS</b>												
	03/01/23	03/25/23	FRESB 2021-SB83	30318NAA1	6,653.32	6,653.32	0.00	6,653.32	(31.24)	0.00		
			DTD 02/01/2021 0.670% 01/01/2026									
	03/01/23	03/25/23	FRESB 2022-SB103 ASF	30329MAA0	5,126.78	5,126.78	0.00	5,126.78	533.76	0.00		
			DTD 10/01/2022 2.080% 06/01/2027									
	03/01/23	03/25/23	FHMS KJ32 A1	3137F72U8	9,747.54	9,747.54	0.00	9,747.54	0.04	0.00		
			DTD 11/01/2020 0.516% 06/01/2025									
	03/01/23	03/25/23	FRESB 2022-SB97	30311SAA7	36,046.78	36,046.78	0.00	36,046.78	1,428.61	0.00		
			DTD 04/01/2022 1.780% 02/01/2027									
	03/01/23	03/25/23	FHMS K045 A2	3137BHJ11	45,009.00	45,009.00	0.00	45,009.00	(4,439.36)	0.00		
			DTD 05/01/2015 3.023% 01/01/2025									
	03/01/23	03/25/23	FHLMC MULTIFAMILY STRUCTURED P	3137BSPW7	32,162.00	32,162.00	0.00	32,162.00	72.87	0.00		
			DTD 11/01/2016 2.454% 08/01/2023									
	03/01/23	03/25/23	FRESB 2021-SB82 A5	30318CAA5	1,954.86	1,954.86	0.00	1,954.86	(9.59)	0.00		
			DTD 01/01/2021 0.670% 11/01/2025									
	03/01/23	03/25/23	FHMS K034 A2	3137B5JM6	1,335,072.50	1,335,072.50	0.00	1,335,072.50	(12,307.70)	0.00		
			DTD 11/01/2013 3.531% 07/01/2023									
	03/01/23	03/25/23	FRESB 2022-SB104 ASF	30329QAA1	23,019.36	23,019.36	0.00	23,019.36	2,006.41	0.00		
			DTD 11/01/2022 2.600% 09/01/2027									
	03/01/23	03/25/23	FRESB 2021-SB82 A5	30318CAA5	4,561.34	4,561.34	0.00	4,561.34	(22.37)	0.00		
			DTD 01/01/2021 0.670% 11/01/2025									
	03/01/23	03/25/23	FHMS K033 A2	3137B4WB8	283,110.69	283,110.69	0.00	283,110.69	(18,070.42)	0.00		
			DTD 10/01/2013 3.060% 07/01/2023									
	03/01/23	03/25/23	FHMS KJ39 A1	3137H73W1	58,003.40	58,003.40	0.00	58,003.40	9.57	0.00		
			DTD 04/01/2022 2.750% 04/01/2027									
	03/01/23	03/25/23	FHMS KJ36 A1	3137H4RZ5	9,644.86	9,644.86	0.00	9,644.86	0.04	0.00		
			DTD 12/01/2021 1.298% 12/01/2026									
	03/01/23	03/25/23	FHMS KJ21 A2	3137FHGE7	189,523.80	189,523.80	0.00	189,523.80	3,820.09	0.00		
			DTD 09/01/2018 3.700% 09/01/2026									
	03/15/23	03/15/23	TAOT 2022-B A2A	89238FAB9	540,485.72	540,485.72	0.00	540,485.72	23.56	0.00		
			DTD 04/13/2022 2.350% 01/15/2025									
	03/15/23	03/15/23	TAOT 2020-A A3	89232HAC9	561,831.60	561,831.60	0.00	561,831.60	40.57	0.00		
			DTD 02/12/2020 1.660% 05/15/2024									
	03/15/23	03/15/23	HART 2021-B A2	44934KAB0	477,071.00	477,071.00	0.00	477,071.00	43.27	0.00		
			DTD 07/28/2021 0.240% 05/15/2024									



### Managed Account Security Transactions & Interest

For the Month Ending March 31, 2023

SAN BERNARDINO COUNTY - 76990800

Transaction Type	Trade	Settle	Security Description	CUSIP	Par	Principal Proceeds	Accrued Interest	Total	Realized G/L Cost	Realized G/L Amort Cost	Sale Method
<b>PAYDOWNS</b>											
	03/15/23	03/15/23	JOHN DEERE OWNER TRUST DTD 03/11/2020 1.100% 08/15/2024	47789KAC7	147,829.60	147,829.60	0.00	147,829.60	9.03	0.00	
	03/15/23	03/15/23	HART 2022-B A2A	44918MAB6	724,896.90	724,896.90	0.00	724,896.90	36.75	0.00	
	03/15/23	03/15/23	TAOT 2021-B A3 DTD 06/14/2021 0.260% 11/17/2025	89190GAC1	2,037,588.52	2,037,588.52	0.00	2,037,588.52	219.45	0.00	
	03/15/23	03/15/23	HART 2021-B A3 DTD 07/28/2021 0.380% 01/15/2026	44934KAC8	571,159.71	571,159.71	0.00	571,159.71	126.05	0.00	
	03/15/23	03/15/23	JDOT 2022-B A2 DTD 07/20/2022 3.730% 06/16/2025	47800AAB6	207,433.07	207,433.07	0.00	207,433.07	21.97	0.00	
	03/18/23	03/18/23	HAROT 2019-4 A3 DTD 11/26/2019 1.830% 01/18/2024	43813VAC2	299,915.73	299,915.73	0.00	299,915.73	53.45	0.00	
	03/21/23	03/21/23	HAROT 2020-1 A3 DTD 02/26/2020 1.610% 04/22/2024	43813RAC1	378,229.80	378,229.80	0.00	378,229.80	74.13	0.00	
	03/25/23	03/25/23	BMWOT 2022-A A2A DTD 05/18/2022 2.520% 12/26/2024	05602RAB7	796,804.19	796,804.19	0.00	796,804.19	57.29	0.00	
<b>Transaction Type Sub-Total</b>				<b>19,567,607.63</b>	<b>19,567,607.63</b>	<b>19,567,607.63</b>	<b>0.00</b>	<b>19,567,607.63</b>	<b>(18,925.76)</b>	<b>(12,307.70)</b>	

Transaction Type	Trade	Settle	Security Description	CUSIP	Par	Principal Proceeds	Accrued Interest	Total	Realized G/L Cost	Realized G/L Amort Cost	Sale Method
<b>SELL</b>											
	03/02/23	03/02/23	FIDELITY GOV'T MM FUND 2642	31607A703	102,000,000.00	102,000,000.00	0.00	102,000,000.00	0.00	0.00	FIFO
	03/02/23	03/02/23	FIDELITY GOV'T MM FUND 2642	31607A703	18,000,000.00	18,000,000.00	0.00	18,000,000.00	0.00	0.00	FIFO
	03/03/23	03/03/23	FEDERATED GOV'T OBLIGATIONS FUND	608919718	1,000,000.00	1,000,000.00	0.00	1,000,000.00	0.00	0.00	FIFO
	03/03/23	03/03/23	FEDERATED GOV'T OBLIGATIONS FUND	608919718	39,000,000.00	39,000,000.00	0.00	39,000,000.00	0.00	0.00	FIFO
	03/06/23	03/06/23	FIDELITY GOV'T MM FUND 2642	31607A703	75,000,000.00	75,000,000.00	0.00	75,000,000.00	0.00	0.00	FIFO
	03/08/23	03/08/23	FIDELITY GOV'T MM FUND 2642	31607A703	73,000,000.00	73,000,000.00	0.00	73,000,000.00	0.00	0.00	FIFO
	03/09/23	03/09/23	FIDELITY GOV'T MM FUND 2642	31607A703	54,000,000.00	54,000,000.00	0.00	54,000,000.00	0.00	0.00	FIFO
	03/13/23	03/13/23	FIDELITY GOV'T MM FUND 2642	31607A703	30,000,000.00	30,000,000.00	0.00	30,000,000.00	0.00	0.00	FIFO
	03/13/23	03/13/23	FEDERATED GOV'T OBLIGATIONS FUND	608919718	19,000,000.00	19,000,000.00	0.00	19,000,000.00	0.00	0.00	FIFO
	03/22/23	03/22/23	FIDELITY GOV'T MM FUND 2642	31607A703	6,000,000.00	6,000,000.00	0.00	6,000,000.00	0.00	0.00	FIFO
	03/22/23	03/22/23	FIDELITY GOV'T MM FUND 2642	31607A703	25,000,000.00	25,000,000.00	0.00	25,000,000.00	0.00	0.00	FIFO
	03/22/23	03/22/23	FIDELITY GOV'T MM FUND 2642	31607A703	10,000,000.00	10,000,000.00	0.00	10,000,000.00	0.00	0.00	FIFO
	03/23/23	03/23/23	FIDELITY GOV'T MM FUND 2642	31607A703	37,000,000.00	37,000,000.00	0.00	37,000,000.00	0.00	0.00	FIFO
	03/31/23	03/31/23	FIDELITY GOV'T MM FUND 2642	31607A703	1,000,000.00	1,000,000.00	0.00	1,000,000.00	0.00	0.00	FIFO
	03/31/23	03/31/23	FIDELITY GOV'T MM FUND 2642	31607A703	269,000,000.00	269,000,000.00	0.00	269,000,000.00	0.00	0.00	FIFO



**Managed Account Security Transactions & Interest**

For the Month Ending **March 31, 2023**

SAN BERNARDINO COUNTY - 76990800

Transaction Type	Trade	Settle	Security Description	CUSIP	Par	Principal Proceeds	Accrued Interest	Total	Realized G/L Cost	Realized G/L Amort Cost	Sale Method
Transaction Type Sub-Total					759,000,000.00	759,000,000.00	0.00	759,000,000.00	0.00	0.00	0.00
Managed Account Sub-Total					(336,257,926.98)	(336,257,926.98)	19,829,884.67	(316,428,042.31)	(61,605.76)	(12,307.70)	
Total Security Transactions					(\$336,257,926.98)	\$19,829,884.67	(\$316,428,042.31)	(\$61,605.76)		(\$12,307.70)	